

Version 2/2020

PHYTOPLAN[®]

Pflanzliche Wirkstoffe und Analytik

Product List 2020

Reference Substances

Natural Compounds

**PHYTOPLAN Diehm & Neuberger GmbH
Im Neuenheimer Feld 515
D-69120 Heidelberg
Germany**

Phone: 0049 6221 / 40 1347

Fax: 0049 6221 / 43 7664

email: phytoplan@t-online.de

Internet: www.Phytoplan.com

Dear customer,

We are pleased to introduce our new catalogue for the year 2020. Therein you will find many new products and also a greater range in the qualities of the compounds differing in the degree of purity and the documents delivered. Please decide which item is the proper choice for your purpose.

Catalogue of natural compounds

In our catalogue we have listed the substances which are near-term available. Often you can choose a definite degree of purity and extent of documentation (see column 'documents delivered').

The substances are mostly of high purity and are available as identification standards or HPLC standards dependent on the extent of the documentation. Some compounds are offered also in larger quantities with a lower degree of purity.

All substances are delivered with an individual certificate of analysis which shows the purity by means of HPLC DAD. In addition you will find specific data of the substance together with a DAD ultraviolet spectrum.

Due to their purity (usually 97.0 – 99.0 %) the reference substances in our catalogue are suitable for ambitious applications. On customers request the extent of the current documentation can be individually expanded and adapted.

Please check which specific requirement of the documentation for your application (e.g. for authorization or registration, HPLC standard, working standard etc.) is demanded.

Reference substances

This class of substances is characterized by high purity (mostly greater 98.0 %). The certificate of analysis delivered contains both chromatographic measurements of the purity with TLC, HPLC-DAD and/or GC/MS and spectroscopic measurements like NMR, UV, IR, MS inclusive the spectra and data interpretation.

The extent of the certificate of analysis is listed in the catalogue on the column 'documents delivered'. On customers request also further analytical investigations (content of water, solvent residues) can be performed.

If you are interested we can transfer you more information about discrete substances.

Dependent on the quantity ordered the delivery time may be prolonged. The availability of these substances however is warranted for longer periods.

On demand we can extend the certificates of analysis which are designed only for HPLC standards with further documents so that these substances can also be characterized as identification standards.

HPLC-standards

We supply these substances with a purity predominantly in the range of 95.0 – 99.0 %. The current purity is indicated in the certificate of analysis together with a HPLC DAD chromatogram and UV spectrum.

Bulkware

Some compounds are offered with a lower degree of purity but in larger units and at a more favourable price. For degrees of purity not specified in the catalogue we can make you an offer. In all cases you are provided with a certificate with HPLC DAD chromatogram.

Isolation on request

If you are interested in one or several compounds from a definite plant we will study the feasibility and make you an offer in accordance with the individual costs. The requirements of the documentation and the specification will be made by your defaults.

In our laboratories we use all established chromatographic separation media and separation techniques. This enables us to produce even difficult accessible substances in multigram quantities. The likewise existing classical-chemical laboratory equipment facilitates also synthetic alternatives to pure isolation.

Purification on request

If you have a substance which is not sufficiently pure for your application we can clean it up in accordance with your specification. Use our broad experience with different classes of substances and separation problems. Please request for an offer.

Shipment costs

Dependent on the country we must charge your parcel with different effective shipment costs. We will inform you about the costs on demand or in the order confirmation.

Bank connection

PHYTOPLAN Diehm & Neuberger GmbH (company)

Bank account:

Heidelberger Volksbank eG (bank)

Kurfürstenanlage 8 (street)

D-69115 Heidelberg (postal code, city)

Germany

Bank Identifier Code (BIC): GENODE61HD1

interBank-Acc. No. (IBAN): DE67 6729 0000 0022 5906 77

VAT ID: DE190955227

For inquiry please contact:

Mr. Dr. Michael Diehm or Mr. Dr. Karl Neuberger

Phone: 0049 6221 401347,

Fax: 0049 6221 437664,

email: phytoplan@t-online.de, Website: www.phytoplan.de

List of available compounds

A

Acacetin
 Acetoxyvaleric acid
 6-O-Acetylacteoside
 3-O-Acetyl- α -boswellic acid
 3-O-Acetyl- β -boswellic acid
 3-O-Acetyl-9,11-dehydro- β -boswellic acid
 7-O-Acetylintermedine
 7-O-Acetylintermedine N-oxide
 3-O-Acetyl-11-keto- β -boswellic acid
 7-O-Acetyllycopsamine hydrochloride
 7-O-Acetyllycopsamine N-oxide
 Actein
 Acteoside
 Agnuside
 Aloe-Emodin
 Aloenin A
 Amarogentin
 Amentoflavon
 Anagyrinhydrochlorid
 Angustifoline
 Apigenin
 Apigenin 7-glucoside
 Apiin
 Aristolochic acid mixture
 Aristolochic acid sodium salt
 Aristolochic acid I
 Aristolochic acid II
 Aristolochic acid C
 Aristolochic acid D
 Aucubin
 Azadirachtin

B

Baicalein
 Baicalin
 Bergamottin
 Betulin
 Betulinic acid
 (-)-Bilobalide
 α -Boswellic acid
 β -Boswellic acid

C

Caftaric acid
 Castalagin
 Castalin
 Casticin
 Catalpol
 (-)-Catechin
 (+)-Catechin
 Cephaeline dihydrobromide
 α -Chaconine
 Chamaemeloside
 Chebulinic acid
 Chelidonine
 Chlorogenic acid
 Cichoric acid
 Cimiaceroside A
 Cimigenol-3-O-arabinoside
 Cimigenol-3-O-xyloside
 Cimracemoside A

Cimiracemoside C

Cimiracemoside F
 Cnicin
 Coptisine chloride
 Cucurbitacin I
 Curcumin
 Cyanidin 3-arabinoside chloride
 Cyanidin chloride
 Cyanidin 3-galactoside chloride
 Cyanidin 3-glucoside chloride
 Cyanidin 3-(6"-malonylglucoside)
 Cyanidin 3-rutinoside chloride
 Cyanidin 3-sambubioside chloride
 Cyanidin 3-sophoroside chloride
 Cyanin chloride
 Cynarin
 Cytisine

D

Delphinidin chloride
 Delphinidin 3-galactoside chloride
 Delphinidin 3-glucoside chloride
 Delphinidin 3-rutinoside chloride
 Delphinidin 3-sambubioside chloride
 27-Deoxyactein
 26-Deoxycimicifugoside
 Dhurrin
 (+)-Dihydroquercetin

E

Echimidine
 Echimidine
 Echimidine
 Echimidine
 Echimidine
 Echimidine
 Echimidine
 Echimidine N-oxide
 Echinacoside
 Echinatine
 Echinatine N-oxide
 β -Elemonic acid
 Elenolic acid 2-O-glucoside
 Eleutheroside B
 Eleutheroside E
 Emodin (Frangula-)
 Englerin A
 Englerin B
 (-)-Epicatechin
 (-)-Epicatechin 3-gallate
 (-)-Epigallocatechin
 (-)-Epigallocatechin 3-gallate
 Epiprogoitrin
 (Z)-Erucifoline
 (Z)-Erucifoline N-oxide
 Eupatorin
 Europine hydrochloride
 Europine N-oxide

List of available compounds

F

Frangulin (A + B)
Frangulin A
Frangulin B

G

(-)-Gallocatechin
[6]-Gingerol
[8]-Gingerol
[10]-Gingerol
Ginkgolide A
Ginkgolide B
Ginkgolide C
Ginkgolic acids RN
Glucoalyssin
Glucoarabin
Glucobarbarin
Glucoberteroin
Glucobrassicinapin
Glucobrassicin
Glucocamelinin
Glucocapparin
Glucocheirolin
Glucoerucin
Glucohesperin
Glucohirsutin
Glucoiberin
Glucolimnanthin
Glucomoringin
Gluconapin
Gluconasturtiin
Glucoraphanin
Glucoraphasatin E/Z mixture
Glucoraphenin
Glucotropaeolin

H

Hamamelitannin
Harpagide
Harpagoside
Hederacoside C
Hederagenin
 α -Hederin
Heliosupine
Heliosupine N-oxide
Heliotridine
Heliotridine N-oxide
Heliotrine
Heliotrine N-oxide
Hesperetin
Hesperidin
Homoorientin
Homoglucoamelinin
7-Hydroxyaristolochic acid I
4-Hydroxyglucobrassicin
13-Hydroxylupanine
18-Hydroxyspartioidine
Hydroxytyrosol
Hydroxyvalerenic acid
Hyperforin/Adhyperforin DCHA salt
Hypericin
Hypericin sodium salt

Hyperoside

I

Icariin
Indicine hydrochloride
Indicine N-oxide

Integerrimine
Integerrimine N-oxide
Intermedine
Intermedine N-oxide
Isoacteoside
Isoorientin
Isoquercitrin
Isorhamnetin
Isoverbascoside
Isovitexin
Isoxanthohumol

J

Jacobine
Jacobine N-oxide
Jacoline
Jacoline N-oxide
Jaconine
Jaconine N-oxide

K

Kaempferol
Kaempferol 3-glucoside
11-Keto- β -boswellic acid
Kuromanin chloride

L

Lasiocarpine
Lasiocarpine N-oxide
Leiocarposide
Linarin
Lucidin 3-primveroside
Lupanine hydrochloride
Lutein
Luteolin
Luteolin 7-glucoside
Lycopene
Lycopsamine
Lycopsamine N-oxide

M

(-)-Maackiain
Malvidin chloride
Malvidin 3-galactoside chloride
Malvidin 3-glucoside chloride
Malvin chloride
Manassantin A
Manassantin B
Merenskinine
Merenskinine N-oxide
Merepoxine
Merepoxine N-oxide
4-Methoxyglucobrassicin
11-(Methylsulfinyl)undecylglucosinolate
Monocrotaline

List of available compounds

Monocrotaline N-oxide
Morindin
Multiflorine
Myricitrin

N

Narciclasine
Naringenin
Naringin
Neoglucobrassicin

O

Oenin chloride
Oleuropein
 α -Onocerin
Orientin
Otonecin

P

Pectolarigenin
Pectolarin
Pelargonidin chloride
Pelargonidin 3,5-diglucoside chloride
Pelargonidin 3-glucoside chloride
Penduletin
Peonidin chloride
Peonidin 3,5-diglucoside chloride
Peonidin 3-glucoside chloride
Petunidin 3-glucoside chloride
Picroside II
Primin
Primulaverin
Primverin
Progoitrin
Protopine
Pseudohypericin
Punicalagin
Punicalin

Q

Quercetin
Quercetin 3-galactoside
Quercetin 3-glucoside
Quercitrin

R

Retronecine
Retronecine N-oxide
Retrorsine
Retrorsine N-oxide
Rhein
Rhein 8-O-glucoside
Riddelliine
Riddelliine N-oxide
Rinderine
Rinderine N-oxide
Robinin
Rosmarinic acid
Ruberythric acid
Rutin

Ryanodine

S

Saponarin
Sceleratine
Sceleratine N-oxide
Senecionine
Senecionine N-oxide
Seneciphylline
Seneciphylline N-oxide
Senecivernine
Senecivernine N-oxide
Senkirkin
Sennoside A
Sennoside A1
Sennoside B
Sennoside C
[6]-Shogaol
Silybin
Sinalbin
Sinalbin potassium salt
Sinensetin
Sinigrin
 α -Solanine
Spartiodine
Spiraeoside
Sutherlandioside B
Sutherlandioside D

T

(+)-Taxifolin
Trichodesmine
Thesinine
Thesinine glucoside
Trifolirhizin

U

Umckalin
Ursolic acid
Usaramine
Usaramine N-oxide

V

Valerenic acid
Verbascoside
Vescalagin
 ϵ -Viniferin
Vitexin
Vitexin 2''-O-rhamnoside

W

Wogonin
Wogonoside

X

Xanthohumol

List of available compounds

We have a special focus on the following classes of compounds:

Anthocyanins

- Cyanidin 3-arabinoside chloride
- Cyanidin chloride
- Cyanidin 3-galactoside chloride
- Cyanidin 3-glucoside chloride
- Cyanidin 3-(6"-malonylglucoside)
- Cyanidin 3-rutinoside chloride
- Cyanidin 3-sambubioside chloride
- Cyanidin 3-sophoroside chloride
- Cyanin chloride
- Delphinidin chloride
- Delphinidin 3-galactoside chloride
- Delphinidin 3-glucoside chloride
- Delphinidin 3-rutinoside chloride
- Delphinidin 3-sambubioside chloride
- Kuromanin chloride
- Malvidin chloride
- Malvidin 3-galactoside chloride
- Malvidin 3-glucoside chloride
- Malvin chloride
- Oenin chloride
- Pelargonidin chloride
- Pelargonidin 3,5-diglucoside chloride
- Pelargonidin 3-glucoside chloride
- Peonidin chloride
- Peonidin 3,5-diglucoside chloride
- Peonidin 3-glucoside chloride
- Petunidin 3-glucoside chloride

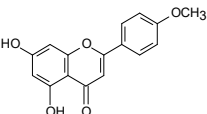
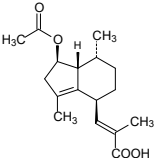
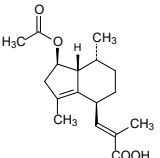
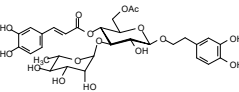
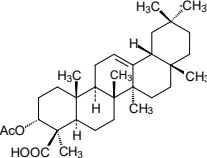
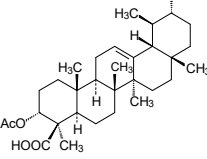
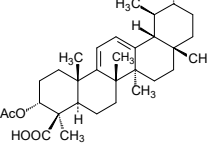
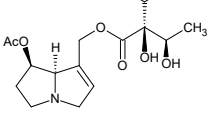
Glucosinolates

- Epiprogoitrin
- Glucoalyssin
- Glucoarabin
- Glucobarbarin
- Glucoberteroin
- Glucobrassicinapin
- Glucobrassicin
- Glucocamelinin
- Glucocapparin
- Glucocheirolin
- Glucoerucin
- Glucohesperin
- Glucohirsutin
- Glucoiberin
- Glucolimnanthin
- Glucomoringin
- Gluconapin
- Gluconasturtiin
- Glucoraphanin
- Glucoraphasatin E/Z-mixture
- Glucoraphenin
- Glucotropaeolin
- Homoglucocamelinin
- 4-Hydroxyglucobrassicin
- 4-Methoxyglucobrassicin
- 11-(Methylsulfinyl)undecylglucosinolate
- Neoglucobrassicin
- Progoitrin
- Sinigrin
- Sinalbin
- Sinalbin potassium salt

Pyrrolizidine Alkaloids

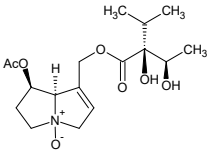
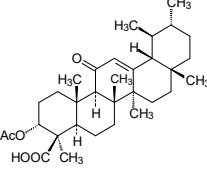
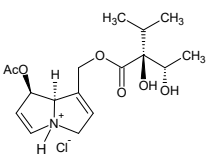
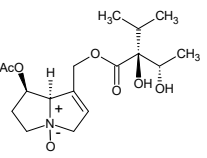
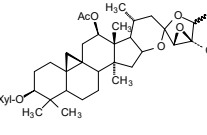
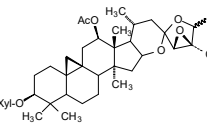
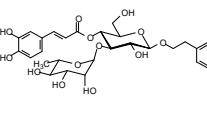
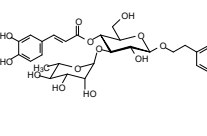
- 7-O-Acetylintermedine
- 7-O-Acetylintermedine N-oxide
- 7-O-Acetyllycopsamine hydrochloride
- 7-O-Acetyllycopsamine N-oxide
- Echimidine
- Echimidine N-oxide
- Echinatine
- Echinatine N-oxide
- Erucifoline
- Erucifoline N-oxide
- Europine hydrochloride
- Europine N-oxide
- Heliotridine
- Heliosupine
- Heliosupine N-oxide
- Heliotridine N-oxide
- Heliotrine
- Heliotrine N-oxide
- 18-Hydroxyspartioidine
- Indicine hydrochloride
- Indicine N-oxide
- Integerrimine
- Integerrimine N-oxide
- Intermedine
- Intermedine N-oxide
- Jacobine
- Jacobine N-oxide
- Jacoline
- Jacoline N-oxide
- Jaconine
- Jaconine N-oxide
- Lasiocarpine
- Lasiocarpine N-oxide
- Lycopsamine
- Lycopsamine N-oxide
- Merenskinine
- Merenskinine N-oxide
- Merepoxine
- Merepoxine N-oxide
- Monocrotaline
- Monocrotaline N-oxide
- Otonecin
- Retronecine
- Retronecine N-oxide
- Retrorsine
- Retrorsine N-oxide
- Riddelliine
- Riddelliine N-oxide
- Rinderine
- Rinderine N-oxide
- Sceleratine
- Sceleratine N-oxide
- Senecionine
- Senecionine N-oxide
- Seneciophylline
- Seneciophylline N-oxide
- Senecivernine
- Senecivernine N-oxide
- Senkirkine
- Spartioidine
- Trichodesmine
- Usaramine
- Usaramine N-oxide

Catalogue of Natural Compounds

Structure	Compound	Documents delivered	Quantity (unit)	Price [Euro]
	Acacetin Linarigenin, 5,7-Dihydroxy-4'-methoxyflavone from Robinia pseudoacacia Art. 3209.99 >99.0 % [480-44-4] C ₁₆ H ₁₂ O ₅ M _r 284.26	HPLC-DAD with UV-Spectrum	20 mg 50 mg	130 265
	Acetoxyvaleric acid from Valeriana officinalis Art. 4402.RS >99.0 % [81397-67-3] or [84638-55-1] C ₁₇ H ₂₄ O ₄ M _r 292.37	HPLC-DAD (2 methods), TLC (2 methods), ¹ H-NMR, ¹³ C-NMR - (with Interpretation), UV, IR, MS, solvent	25 mg	365
	Acetoxyvaleric acid from Valeriana officinalis Art. 4402.99 >99.0 % [81397-67-3] or [84638-55-1] C ₁₇ H ₂₄ O ₄ M _r 292.37	HPLC-DAD with UV-Spectrum	10 mg 25 mg	170 278
	6-O-Acetylacteoside Verbascoside from Harpagophytum procumbens Art. 6100.99 >99.0 % [441769-43-3] C ₃₁ H ₃₈ O ₁₆ M _r 666.64	HPLC-DAD with UV-Spectrum	10 mg 20 mg 50 mg	115 199 395
	3-O-Acetyl-α-boswellic acid (3α,4β)-3-Acetoxyolean-12-ene-23-oic acid from Boswellia serrata Art. 5154.99 >99.0 % [89913-60-0] C ₃₂ H ₅₀ O ₄ M _r 498.73	HPLC-DAD with UV-Spectrum	5 mg 10 mg 20 mg	140 235 398
	3-O-Acetyl-β-boswellic acid (3α,4β)-3-Acetoxyurs-12-ene-23-oic acid from Boswellia serrata Art. 5151.99 >99.0 % [5968-70-7] C ₃₂ H ₅₀ O ₄ M _r 498.73	HPLC-DAD with UV-Spectrum	5 mg 10 mg 20 mg	135 210 375
	3-O-Acetyl-9-11-dehydro-β-boswellic acid (3α,4β)-3-Acetoxyurs-10,12-diene-23-oic acid Acetyl-γ-boswellic acid from Boswellia serrata Art. 5156.98 >98.0 % [122651-20-1] C ₃₂ H ₄₈ O ₄ M _r 496.71	HPLC-DAD with UV-Spectrum	5 mg 10 mg	230 398
	7-O-Acetylintermedine from Symphytum officinale Art. 6276.95 >95.0 % [74243-01-9] C ₁₇ H ₂₇ NO ₆ M _r 341.40	HPLC-DAD with UV-Spectrum	5 mg 10 mg	205 360

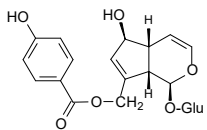
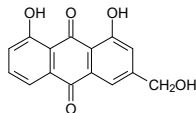
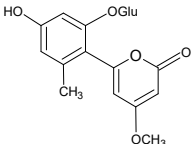
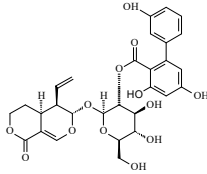
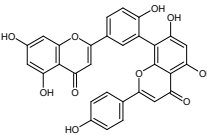
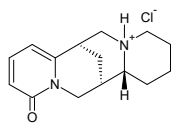
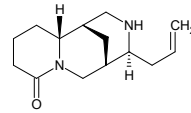
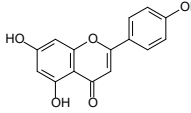
By ordering a single compound in the 5fold or 10fold quantity in one packing unit you will get a discount of 10 percent or 15 percent respectively.

Catalogue of Natural Compounds

Structure	Compound	Documents delivered	Quantity (unit)	Price [Euro]
	7-O-Acetylintermediate N-oxide from <i>Symphytum officinale</i> Art. 6277.95 >95.0 % [685132-59-6] C ₁₇ H ₂₇ NO ₇ M _r 357.40	HPLC-DAD with UV-Spectrum	5 mg 10 mg	205 360
	3-O-Acetyl-11-keto-beta-boswellic acid 3α-Acetoxyurs-12-ene-11-keto-23-oic acid from <i>Boswellia serrata</i> Art. 5153.99 >99.0 % [67416-61-9] C ₃₂ H ₄₈ O ₅ M _r 512.73	HPLC-DAD with UV-Spectrum	5 mg 10 mg 20 mg	126 198 344
	7-O-Acetyllycopsamine hydrochloride Lycopsamine 1'-acetate hydrochloride from <i>Symphytum</i> Art. 6350.95 >95.0 % [-] C ₁₇ H ₂₈ ClNO ₆ M _r 377.86	HPLC-DAD with UV-Spectrum	5 mg 10 mg	210 365
	7-O-Acetyllycopsamine N-oxide from <i>Symphytum</i> Art. 6273.97 >97.0 % [685132-58-5] C ₁₇ H ₂₇ NO ₇ M _r 357.40	HPLC-DAD with UV-Spectrum	5 mg 10 mg	210 365
	Actein Shengmating from <i>Cimicifuga racemosa</i> Art. 3506.RS >99.0 % [18642-44-9] C ₃₇ H ₅₆ O ₁₁ M _r 676.84	HPLC-DAD (2 methods), TLC, ¹ H-NMR, ¹³ C-NMR - (with Interpretation), IR, MS, Melting point	10 mg 20 mg	330 580
	Actein from <i>Cimicifuga racemosa</i> Art. 3506.99 >99.0 % [18642-44-9] C ₃₇ H ₅₆ O ₁₁ M _r 676.84	HPLC-DAD with UV-Spectrum	5 mg 10 mg 20 mg 50 mg	165 215 410 920
	Acteoside Verbascoside from <i>Paulownia tormentosa</i> Art. 6101.RS >98.0 % [61276-17-3] C ₂₉ H ₃₆ O ₁₅ M _r 624.59	HPLC-DAD, TLC, ¹ H-NMR, ¹³ C-NMR - (with Interpretation), UV, IR, MS	20 mg 50 mg	320 640
	Acteoside Verbascoside from <i>Paulownia tormentosa</i> Art. 6101.98 >98.0 % [61276-17-3] C ₂₉ H ₃₆ O ₁₅ M _r 624.59	HPLC-DAD with UV-Spectrum	10 mg 20 mg 50 mg	135 235 475

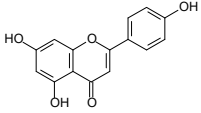
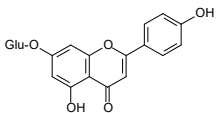
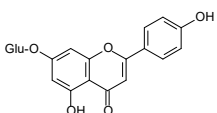
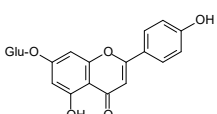
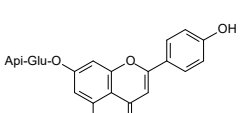
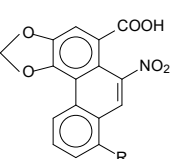
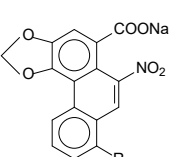
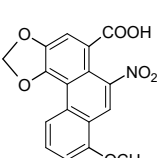
By ordering a single compound in the 5fold or 10fold quantity in one packing unit you will get a discount of 10 percent or 15 percent respectively.

Catalogue of Natural Compounds

Structure	Compound	Documents delivered	Quantity (unit)	Price [Euro]
	<p>Agnuside 10-p-Hydroxybenzoylaucubin from <i>Vitex agnus castus</i></p> <p>Art. 2102.99 >99.0 % [11027-63-7] C₂₂H₂₆O₁₁ M_r 466.44</p>	HPLC-DAD with UV-Spectrum	10 mg 20 mg	126 230
	<p>Aloe-Emodin 1,8-Dihydroxy-3-(hydroxymethyl)-anthraquinone synthetic</p> <p>Art. 3714.99 >99.0 % [481-72-1] C₁₅H₁₀O₅ M_r 270.23</p>	HPLC-DAD with UV-Spectrum	20 mg 50 mg	120 265
	<p>Aloenin A from <i>Aloe arborescens</i></p> <p>Art. 4105.99 >99.0 % [38412-46-3] C₁₉H₂₂O₁₀ M_r 410.38</p>	HPLC-DAD with UV-Spectrum	10 mg 20 mg 50 mg	135 248 515
	<p>Amarogentin from <i>Gentiana lutea</i></p> <p>Art. 2122.99 >99.0 % [21018-84-8] C₂₉H₃₀O₁₃ M_r 586.54</p>	HPLC-DAD with UV-Spectrum	10 mg 20 mg	150 275
	<p>Amentoflavone 13',118-Biapiogenin, Didemethylginkgetin from <i>Ginkgo biloba</i></p> <p>Art. 3285.99 >99.0 % [1617-53-4] C₃₀H₁₈O₁₀ M_r 538.47</p>	HPLC-DAD with UV-Spectrum	10 mg 20 mg	100 175
	<p>Anagryne hydrochloride from <i>Anagryis foetida</i></p> <p>Art. 6325.97 >97.0 % [5973-07-9] C₁₅H₂₁ClN₂O M_r 280.80</p>	HPLC-DAD with UV-Spectrum	10 mg	300
	<p>Angustifoline Jamaicensine from <i>Lupinus angustifolius</i></p> <p>Art. 6320.95 >95.0 % [550-43-6] C₁₄H₂₂N₂O M_r 234.34 g/mol</p>	HPLC-DAD with UV-Spectrum	5 mg	245
	<p>Apigenin 4',5,7-Trihydroxyflavone from <i>Chamomillae romana</i></p> <p>Art. 3205.99 >99.0 % [520-36-5] C₁₅H₁₀O₅ M_r 270.23</p>	HPLC-DAD with UV-Spectrum	20 mg 50 mg 100 mg	100 205 390

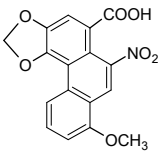
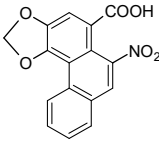
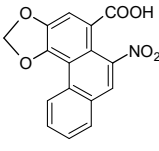
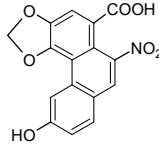
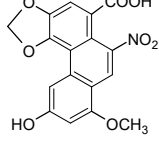
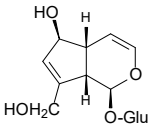
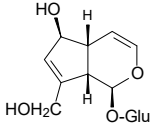
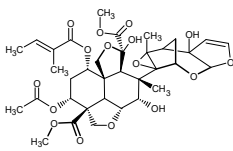
By ordering a single compound in the 5fold or 10fold quantity in one packing unit you will get a discount of 10 percent or 15 percent respectively.

Catalogue of Natural Compounds

Structure	Compound	Documents delivered	Quantity (unit)	Price [Euro]
	<p>Apigenin 4',5,7-Trihydroxyflavone from Chamomillae romana</p> <p>Art. 3205.97 >97.0 % [520-36-5] C₁₅H₁₀O₅ M_r 270.23</p>	HPLC-DAD with UV-Spectrum	50 mg	130
	<p>Apigenin 7-glucoside Apigetrin, Cossmetin, 7-Glucosylapigenin from Chamomillae romana</p> <p>Art. 3207.RS >99.0 % [578-74-5] C₂₁H₂₀O₁₀ M_r 432.38</p>	HPLC-DAD (2 methods) TLC, ¹ H-NMR, ¹³ C- NMR - (with Interpretation), UV, IR, MS, Melting point	20 mg 50 mg 100 mg	285 560 820
	<p>Apigenin 7-glucoside Apigetrin, Cossmetin, 7-Glucosylapigenin from Chamomillae romana</p> <p>Art. 3207.99 >99.0 % [578-74-5] C₂₁H₂₀O₁₀ M_r 432.38</p>	HPLC-DAD with UV-Spectrum	20 mg 50 mg	150 340
	<p>Apigenin 7-glucoside Apigetrin, Cossmetin, 7-Glucosylapigenin from Chamomillae romana</p> <p>Art. 3207.97 >97.0 % [578-74-5] C₂₁H₂₀O₁₀ M_r 432.38</p>	HPLC-DAD with UV-Spectrum	100 mg	150
	<p>Apiin Apioside, Apigenin 7-apiosylglucoside from Petroselinum crispum</p> <p>Art. 3244.98 >98.0 % [26544-34-3] C₂₆H₂₈O₁₄ M_r 564.50</p>	HPLC-DAD with UV-Spectrum	10 mg 20 mg	182 325
	<p>Aristolochic acid mixture of Aristolochic acids with Aristolochic acid I and II as main components from Aristolochia clematitidis</p> <p>Art. 4610.96 >96.0 % [67123-64-2]</p>	HPLC-DAD with UV-Spectrum	500 mg	230
	<p>Aristolochic acid Sodium salt mixture of Aristolochic acids I und II as main components, Sodium salt from Aristolochia clematitidis</p> <p>Art. 4615.96 >96.0 % [10190-99-5]</p>	HPLC-DAD with UV-Spectrum	250 mg 500 mg	205 350
	<p>Aristolochic acid I Aristolochic acid A, Aristolochin from Aristolochia clematitidis</p> <p>Art. 4611.99 >99.0 % [313-67-7] C₁₇H₁₁NO₇ M_r 341.28</p>	HPLC-DAD with UV-Spectrum	20 mg 50 mg	185 365

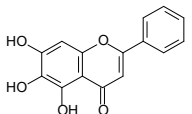
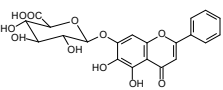
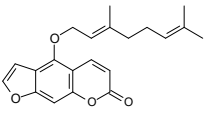
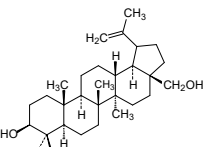
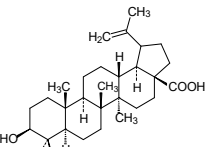
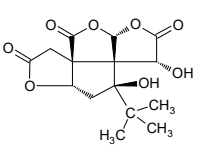
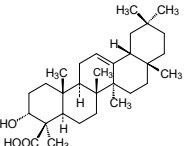
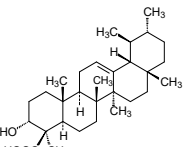
By ordering a single compound in the 5fold or 10fold quantity in one packing unit you will get a discount of 10 percent or 15 percent respectively.

Catalogue of Natural Compounds

Structure	Compound	Documents delivered	Quantity (unit)	Price [Euro]
	Aristolochic acid I Aristolochic acid A, Aristolochin from <i>Aristolochia clematitis</i> Art. 4611.96 >96.0 % [313-67-7] C ₁₇ H ₁₁ NO ₇ M _r 341.28	HPLC-DAD with UV-Spectrum	250 mg 500 mg	290 510
	Aristolochic acid II Aristolochic acid B, Noraristolochic acid from <i>Aristolochia clematitis</i> Art. 4613.99 >99.0 % [475-80-9] C ₁₆ H ₉ NO ₆ M _r 311.25	HPLC-DAD with UV-Spectrum	20 mg 50 mg	230 470
	Aristolochic acid II Aristolochic acid B, Noraristolochic acid from <i>Aristolochia clematitis</i> Art. 4613.96 >96.0 % [475-80-9] C ₁₆ H ₉ NO ₆ M _r 311.25	HPLC-DAD with UV-Spectrum	250 mg	430
	Aristolochic acid C Aristolochic acid IIIa from <i>Aristolochia clematitis</i> Art. 4612.98 >98.0 % [4849-90-5] C ₁₆ H ₉ NO ₇ M _r 327.25	HPLC-DAD with UV-Spectrum	10 mg 20 mg	250 470
	Aristolochic acid D Aristolochic acid IVa from <i>Aristolochia clematitis</i> Art. 4614.96 >96.0 % [17413-38-6] C ₁₇ H ₁₁ NO ₈ M _r 357.27	HPLC-DAD with UV-Spectrum	10 mg 20 mg	300 560
	Aristolochic acid I, 7-Hydroxy- see 7-Hydroxyaristolochic acid I			
	Aucubin Rhinanthin, Aucuboside from <i>Aucuba japonica</i> Art. 2101.RS >99.0 % [479-98-1] C ₁₅ H ₂₂ O ₉ M _r 346.33	HPLC-DAD (2 methods), TLC, ¹ H- NMR, ¹³ C-NMR - (with Interpretation), UV, IR, MS, Melting point	20 mg 50 mg	225 395
	Aucubin Rinanthin, Aucuboside from <i>Aucuba japonica</i> Art. 2101.99 >99.0 % [479-98-1] C ₁₅ H ₂₂ O ₉ M _r 346.33	HPLC-DAD with UV-Spectrum	20 mg 50 mg	125 255
	Azadirachtin from <i>Azadirachta indica</i> Art. 4501.97 >97.0 % [11141-17-6] C ₃₅ H ₄₄ O ₁₆ M _r 720.72	HPLC-DAD with UV-Spectrum	1 mg 5 mg 10 mg	125 340 605

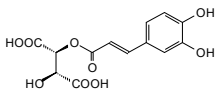
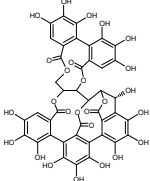
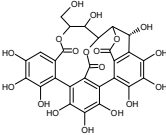
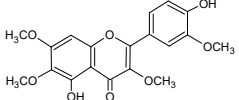
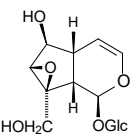
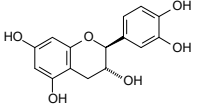
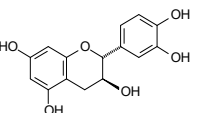
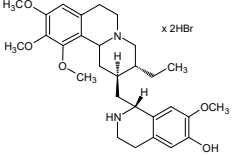
By ordering a single compound in the 5fold or 10fold quantity in one packing unit you will get a discount of 10 percent or 15 percent respectively.

Catalogue of Natural Compounds

Structure	Compound	Documents delivered	Quantity (unit)	Price [Euro]
	<p>Baicalein 5,6,7-Trihydroxyflavone from <i>Scutellaria baicalensis</i></p> <p>Art. 3204.99 >99.0 % [491-67-8] C₁₅H₁₀O₅ M_r 270.24</p>	HPLC-DAD with UV-Spectrum	20 mg 50 mg	160 320
	<p>Baicalin 5,6,7-Trihydroxyflavone 7-glucuronide Baicalein-7-β-D-glucopyranosiduronic acid from <i>Scutellaria baicalensis</i></p> <p>Art. 3206.99 >99.0 % [21967-41-9] C₂₁H₁₈O₁₁ M_r 446.37</p>	HPLC-DAD with UV-Spectrum	20 mg 50 mg	136 270
	<p>Bergamottin 5-Geranyloxypsoralen from <i>Oleum bergamottae</i></p> <p>Art. 2114.99 >99.0 % [7380-40-7] C₂₁H₂₂O₄ M_r 338.42</p>	HPLC-DAD with UV-Spectrum	20 mg 50 mg	120 240
	<p>Betulin Lup-20(29)-ene-3,28-diol, Betulinol from <i>Betula pendula</i></p> <p>Art. 5142.97 >97.0 % [473-98-3] C₃₀H₅₀O₂ M_r 442.73</p>	HPLC-DAD with UV-Spectrum	1 g	130
	<p>Betulinic acid 3β-Hydroxy-lup-20(29)-ene-28-acid from <i>Platanus acerifolia</i></p> <p>Art. 5144.97 >97.0 % [472-15-1] C₃₀H₄₈O₃ M_r 456.71</p>	HPLC-DAD with UV-Spectrum	20 mg 50 mg	100 210
	<p>(-)-Bilobalide from <i>Ginkgo biloba</i></p> <p>Art. 4255.98 >98.0 % [33570-04-6] C₁₅H₁₈O₈ M_r 326.30</p>	HPLC-DAD with UV-Spectrum	10 mg 20 mg	105 180
	<p>α-Boswellic acid (3α,4β)-3-Hydroxyolean-12-ene-23-oic acid from <i>Boswellia serrata</i></p> <p>Art. 5155.99 >99.0 % [471-66-9] C₃₀H₄₈O₃ M_r 456.73</p>	HPLC-DAD with UV-Spectrum	5 mg 10 mg 20 mg	135 230 398
	<p>β-Boswellic acid (3α,4β)-3-Hydroxyurs-12-ene-23-oic acid from <i>Boswellia serrata</i></p> <p>Art. 5150.99 >99.0 % [631-69-6] C₃₀H₄₈O₃ M_r 456.73</p>	HPLC-DAD with UV-Spectrum	5 mg 10 mg 20 mg	131 208 375

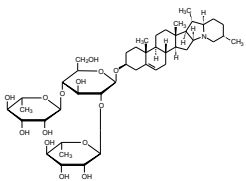
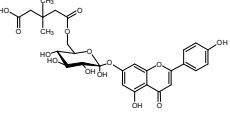
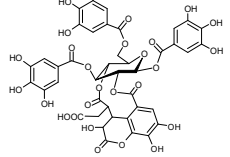
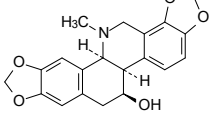
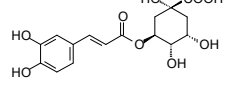
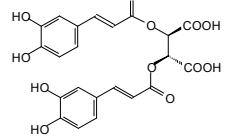
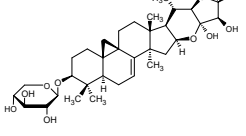
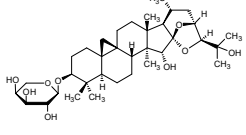
By ordering a single compound in the 5fold or 10fold quantity in one packing unit you will get a discount of 10 percent or 15 percent respectively.

Catalogue of Natural Compounds

Structure	Compound	Documents delivered	Quantity (unit)	Price [Euro]
	Caftaric acid 2-Caffeoyltartaric acid from <i>Echinacea pallida</i> Art. 6106.98 >98.0 % [67879-58-7] C ₁₃ H ₁₂ O ₉ M _r 312.24	HPLC-DAD with UV-Spectrum	10 mg 20 mg	207 369
	Castalagin from <i>Castanea sativa</i> Art. 3311.97 >97.0 % [24312-00-3] C ₄₁ H ₂₆ O ₂₆ M _r 934.63	HPLC-DAD with UV-Spectrum	10 mg 20 mg	200 374
	Castalin from <i>Castanea sativa</i> Art. 3310.97 >97.0 % [19086-75-0] C ₂₇ H ₂₀ O ₁₈ M _r 632.43	HPLC-DAD with UV-Spectrum	10 mg 20 mg	198 365
	Casticin Viticarpin from <i>Vitex agnus castus</i> Art. 3238.99 >99.0 % [479-91-4] C ₁₉ H ₁₈ O ₈ M _r 374.32	HPLC-DAD with UV-Spectrum	10 mg 20 mg	140 245
	Catalpol from <i>Picrorhiza kurrooa</i> Art. 2109.99 >99.0 % [2415-24-9] C ₁₅ H ₂₂ O ₁₀ M _r 362.33	HPLC-DAD with UV-Spectrum	20 mg 50 mg	140 280
	(-)-Catechin (-)-Catechol, 3,3',4',5,7-Pentahydroxyflavan from <i>Acacia catechu</i> Art. 3303.97 >97.0 % [18829-70-4] C ₁₅ H ₁₄ O ₆ M _r 290.27	HPLC-DAD with UV-Spectrum	10 mg 20 mg	175 290
	(+)-Catechin (+)-Catechol, Cianidanol from <i>Acacia catechu</i> Art. 3304.99 >99.0 % [154-23-4] C ₁₅ H ₁₄ O ₆ M _r 290.27	HPLC-DAD with UV-Spectrum	20 mg 50 mg	120 242
	Cephaeline dihydrobromide Desmethylemetin dihydrobromide from <i>Ipecacuanha</i> Art. 6304.97 >97.0 % [6014-81-9] C ₂₈ H ₃₈ N ₂ O ₄ x 2HBr M _r 628.43	HPLC-DAD with UV-Spectrum	20 mg 50 mg	130 210

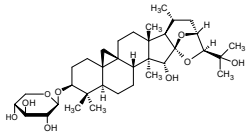
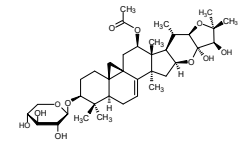
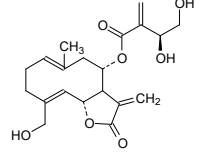
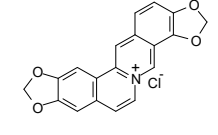
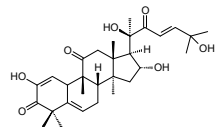
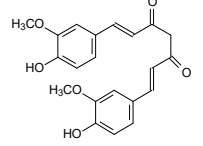
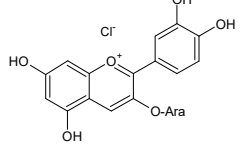
By ordering a single compound in the 5fold or 10fold quantity in one packing unit you will get a discount of 10 percent or 15 percent respectively.

Catalogue of Natural Compounds

Structure	Compound	Documents delivered	Quantity (unit)	Price [Euro]
	<p>α-Chaconine from <i>Solanum tuberosum</i></p> <p>Art. 6208.98 >98.0 % [20562-03-2] C₄₅H₇₃NO₁₄ M_r 852.04</p>	HPLC-DAD with UV-Spectrum	5 mg 10 mg	149 265
	<p>Chamaemeloside Apigenin-7-[6''-(3-hydroxy-3-methylglutaryl)glucoside] from <i>Anthemis nobilis</i></p> <p>Art. 3208.98 >98.0 % [173356-77-9] C₂₇H₂₈O₁₄ M_r 576.51</p>	HPLC-DAD with UV-Spectrum	10 mg	200
	<p>Chebulinic acid Eutannin from <i>Terminalia chebula</i></p> <p>Art. 3316.97 >97.0 % [18942-26-2] C₄₁H₃₂O₂₇ M_r 956.68</p>	HPLC-DAD with UV-Spectrum	10 mg 20 mg	290 550
	<p>Chelidonine Stylophorin from <i>Chelidonium majus</i></p> <p>Art. 6302.98 >98.0 % [476-32-4] C₂₀H₁₉NO₅ M_r 353.37</p>	HPLC-DAD with UV-Spectrum	20 mg 50 mg	129 261
	<p>Chlorogenic acid 3-Caffeoylquinic acid from green coffee beans</p> <p>Art. 6107.99 >99.0 % [327-97-9] C₁₆H₁₈O₉ M_r 354.31</p>	HPLC-DAD with UV-Spectrum	20 mg 50 mg	92 127
	<p>Cichoric acid Chicoric acid, 2,3-Dicafeoyltartaric acid from <i>Echinacea pallida</i></p> <p>Art. 6105.98 >98.0 % [70831-56-0] C₂₂H₁₈O₁₂ M_r 474.38</p>	HPLC-DAD with UV-Spectrum	10 mg 20 mg	181 345
	<p>Cimiaceroside A from <i>Cimicifuga racemosa</i></p> <p>Art. 3511.97 >97.0 % [210643-83-7] C₃₅H₅₄O₉ M_r 618.81</p>	HPLC-DAD with UV-Spectrum	2 mg 5 mg	290 675
	<p>Cimigenol-3-O-arabinoside Cimigenol-3-O-α-L-arabinopyranoside, Cimiracemoside C, Cimicifugoside M from <i>Cimicifuga racemosa</i></p> <p>Art. 3508.98 >98.0 % [256925-92-5] C₃₅H₅₆O₉ M_r 620.83</p>	HPLC-DAD with UV-Spectrum	5 mg 10 mg	219 384

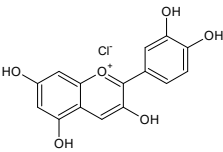
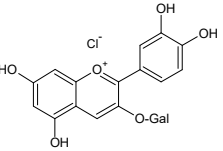
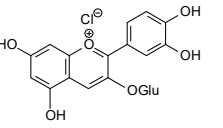
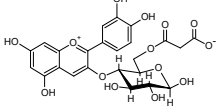
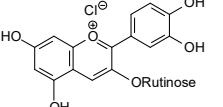
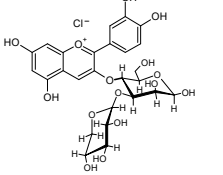
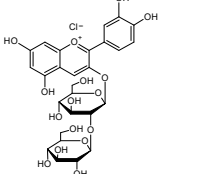
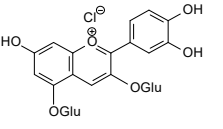
By ordering a single compound in the 5fold or 10fold quantity in one packing unit you will get a discount of 10 percent or 15 percent respectively.

Catalogue of Natural Compounds

Structure	Compound	Documents delivered	Quantity (unit)	Price [Euro]
	<p>Cimigenol-3-O-xyloside Cimigenol-3-O-β-D-xylopyranoside, Cimigenoside, Cimigoside from Cimicifuga racemosa</p> <p>Art. 3509.98 >98.0 % [27994-11-2] C₃₅H₅₆O₉ M_r 620.83</p>	HPLC-DAD with UV-Spectrum	5 mg 10 mg	170 275
	<p>Cimiracemoside A see Cimiracemoside A</p>			
	<p>Cimiracemoside C see Cimigenol-3-O-arabinoside</p>			
	<p>Cimiracemoside F Cimiracemoside A from Cimicifuga racemosa</p> <p>Art. 3510.98 >98.0 % [264875-61-8] C₃₇H₅₆O₁₁ M_r 676.38</p>	HPLC-DAD with UV-Spectrum	2 mg 5 mg	280 650
	<p>Cnicin from Cnicus benedictus</p> <p>Art. 2113.98 >98.0 % [24394-09-0] C₂₀H₂₆O₇ M_r 378.42</p>	HPLC-DAD with UV-Spectrum	10 mg 20 mg	135 228
	<p>Coptisine chloride Bis(methylenedioxy)protoberberin chloride from Chelidonium majus</p> <p>Art. 6301.99 >99.0 % [6020-18-4] or [3486-66-6] (cation) C₁₉H₁₄NO₄Cl M_r 355.78</p>	HPLC-DAD with UV-Spectrum	10 mg 20 mg	125 221
	<p>Cucurbitacin I Elatericin B from Iberis amara</p> <p>Art. 5138.99 >99.0 % [2222-07-3] C₃₀H₄₂O₇ M_r 514.66</p>	HPLC-DAD with UV-Spectrum	5 mg 10 mg 20 mg	115 210 375
	<p>Curcumin Diferuloylmethane from Curcuma longa</p> <p>Art. 4320.98 >98.0 % [458-37-7] C₂₁H₂₀O₆ M_r 368.39</p>	HPLC-DAD with UV-Spectrum	10 mg 20 mg	110 200
	<p>Cyanidin 3-arabinoside chloride from Aronia melanocarpa</p> <p>Art. 5023.95 >95.0 % [57186-11-5] or [111613-04-8] C₂₀H₁₉O₁₀Cl M_r 454.82</p>	HPLC-DAD with UV-Spectrum	5 mg 10 mg	141 230

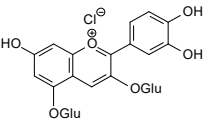
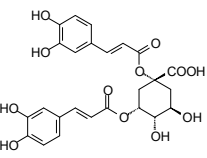
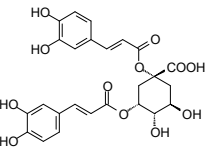
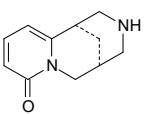
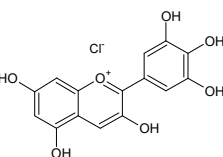
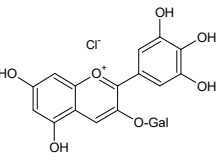
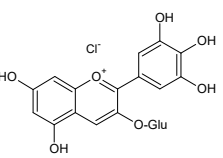
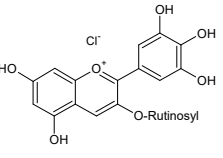
By ordering a single compound in the 5fold or 10fold quantity in one packing unit you will get a discount of 10 percent or 15 percent respectively.

Catalogue of Natural Compounds

Structure	Compound	Documents delivered	Quantity (unit)	Price [Euro]
	Cyanidin chloride Cyanidol from <i>Rosa centifolia</i> Art. 5003.97 >97.0 % [528-58-5] C ₁₅ H ₁₁ ClO ₆ M _r 322.70	HPLC-DAD with UV-Spectrum	20 mg	145
	Cyanidin 3-galactoside chloride Ideaïn from <i>Vaccinium vitis-idaea</i> Art. 5022.97 >97.0 % [27661-36-5] C ₂₁ H ₂₁ O ₁₁ Cl M _r 484.84	HPLC-DAD with UV-Spectrum	5 mg 10 mg	130 200
	Cyanidin 3-glucoside chloride Kuromanin chloride, Asterin from <i>Rubus fruticosus</i> Art. 5002.97 >97.0 % [7084-24-4] C ₂₁ H ₂₁ ClO ₁₁ M _r 484.84	HPLC-DAD with UV-Spectrum	10 mg 20 mg	126 240
	Cyanidin 3-(6''-malonylglucoside) Cyanidin 3-O-(6''-O-malonyl-β-D-glucoside) from <i>Zea mays</i> Art. 5027.95 >95.0 % [171828-62-9] C ₂₄ H ₂₂ O ₁₄ M _r 534.43	HPLC-DAD with UV-Spectrum	5 mg 10 mg	230 400
	Cyanidin 3-rutinoside chloride Antirrhinïn, Keracyanin from <i>Ribes nigrum</i> Art. 5004.97 >97.0 % [18719-76-1] C ₂₇ H ₃₁ ClO ₁₅ M _r 630.98	HPLC-DAD with UV-Spectrum	10 mg 20 mg	105 175
	Cyanidin 3-sambubioside chloride Sambicyanin chloride from <i>Hibiscus sabdariffa</i> Art. 5029.97 >97.0 % [33012-73-6] C ₂₆ H ₂₉ ClO ₁₅ M _r 616.95	HPLC-DAD with UV-Spectrum	5 mg 10 mg	175 310
	Cyanidin 3-sophoroside chloride from <i>Rubus idaeus</i> Art. 5031.97 >97.0 % [18376-31-3] or [38820-68-7] C ₂₇ H ₃₁ ClO ₁₆ M _r 646.96	HPLC-DAD with UV-Spectrum	5 mg 10 mg	195 350
	Cyanin chloride Cyanidin 3,5-diglucoside chloride from <i>Rosa centifolia</i> Art. 5001.98 >98.0 % [2611-67-8] C ₂₇ H ₃₁ ClO ₁₆ M _r 646.96	HPLC-DAD with UV-Spectrum	20 mg 50 mg	141 285

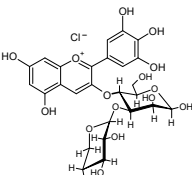
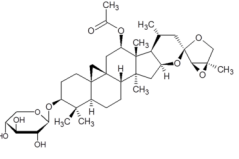
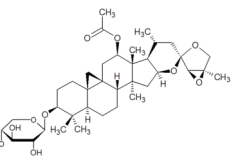
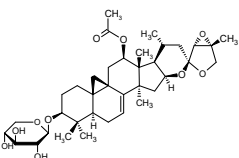
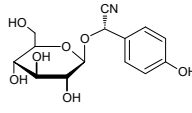
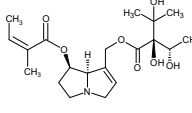
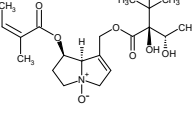
By ordering a single compound in the 5fold or 10fold quantity in one packing unit you will get a discount of 10 percent or 15 percent respectively.

Catalogue of Natural Compounds

Structure	Compound	Documents delivered	Quantity (unit)	Price [Euro]
	Cyanin chloride Cyanidin 3,5-diglucoside chloride from <i>Rosa centifolia</i> Art. 5001.95 >95.0 % [2611-67-8] C ₂₇ H ₃₁ ClO ₁₆ M _r 646.96	HPLC-DAD with UV-Spectrum	100 mg	178
	Cynarin 1,3-Dicaffeoylquinic acid, 1,5 Dicaffeoylquinic acid from <i>Cynara scolymus</i> Art. 6103.RS >99.0 % [1182-34-9]; [30964-13-7]; [1884-23-7] C ₂₅ H ₂₄ O ₁₂ M _r 516.46	HPLC-DAD, TLC, ¹ H-NMR, ¹³ C-NMR - (with Interpretation), UV, IR, MS, Melting point	10 mg 20 mg 50 mg	242 395 725
	Cynarin 1,3-Dicaffeoylquinic acid, 1,5 Dicaffeoylquinic acid from <i>Cynara scolymus</i> Art. 6103.99 >99.0 % [1182-34-9]; [30964-13-7]; [1884-23-7] C ₂₅ H ₂₄ O ₁₂ M _r 516.46	HPLC-DAD with UV-Spectrum	10 mg 20 mg 50 mg	125 240 500
	Cytisine Laburnin from <i>Laburnum anagyroides</i> Art. 6204.98 >98.0 % [485-35-8] C ₁₁ H ₁₄ N ₂ O M _r 190.25	HPLC-DAD with UV-Spectrum	20 mg 50 mg	120 250
	Delphinidin chloride from <i>Vaccinium myrtillus</i> or <i>Vitis vinifera</i> Art. 5015.97 >97.0 % [528-53-0] C ₁₅ H ₁₁ ClO ₇ M _r 338.70	HPLC-DAD with UV-Spectrum	10 mg 20 mg	130 238
	Delphinidin 3-galactoside chloride Empetrin from <i>Vaccinium myrtillus</i> Art. 5017.95 >95.0 % [28500-00-7] C ₂₁ H ₂₁ ClO ₁₂ M _r 500.84	HPLC-DAD with UV-Spectrum	5 mg 10 mg 20 mg	145 225 410
	Delphinidin 3-glucoside chloride Myrtillin from <i>Vaccinium myrtillus</i> or <i>Vitis vinifera</i> Art. 5018.95 >95.0 % [6906-38-3] C ₂₁ H ₂₁ ClO ₁₂ M _r 500.84	HPLC-DAD with UV-Spectrum	10 mg 20 mg	165 310
	Delphinidin 3-rutinoside chloride Delphinidin 3-glucorhamnoside, Tulipanin from <i>Ribes nigrum</i> Art. 5009.97 >97.0 % [15674-58-5] C ₂₇ H ₃₁ ClO ₁₆ M _r 646.98	HPLC-DAD with UV-Spectrum	10 mg 20 mg	150 245

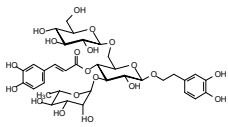
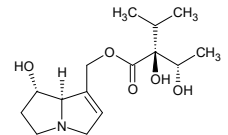
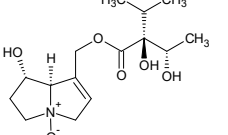
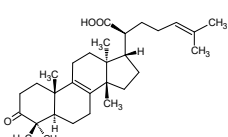
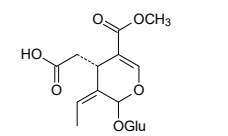
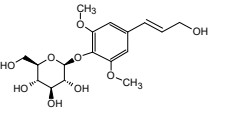
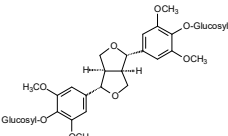
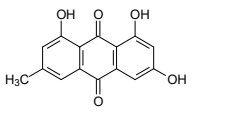
By ordering a single compound in the 5fold or 10fold quantity in one packing unit you will get a discount of 10 percent or 15 percent respectively.

Catalogue of Natural Compounds

Structure	Compound	Documents delivered	Quantity (unit)	Price [Euro]
	Delphinidin 3-sambubioside chloride from <i>Hibiscus sabdariffa</i> Art. 5028.95 >95.0 % [53158-73-9] C ₂₆ H ₂₉ ClO ₁₆ M _r 632.95	HPLC-DAD with UV-Spectrum	5 mg 10 mg	180 315
	27-Deoxyactein 23- <i>epi</i> -26-Deoxyactein from <i>Cimicifuga racemosa</i> Art. 3505.RS >99.0 % [264624-38-6] C ₃₇ H ₅₆ O ₁₀ M _r 660.84	HPLC-DAD (2 methods), TLC (2 methods), ¹ H-NMR, ¹³ C-NMR - (with Interpretation), IR, MS, hr-MS, Melting point	10 mg 50 mg	485 2.000
	27-Deoxyactein 23- <i>epi</i> -26-Deoxyactein from <i>Cimicifuga racemosa</i> Art. 3505.99 >99.0 % [264624-38-6] C ₃₇ H ₅₆ O ₁₀ M _r 660.84	HPLC-DAD with UV-Spectrum	5 mg 10 mg 20 mg	200 340 600
	26-Deoxycimicifugoside 7,8-Didehydro-27-deoxyactein common impurity of 27-Deoxyactein, but with a different chromophore from <i>Cimicifuga racemosa</i> Art. 3507.99 >99.0 % [214146-75-5] C ₃₇ H ₅₄ O ₁₀ M _r 658.82	HPLC-DAD with UV-Spectrum ¹ H-NMR, ¹³ C-NMR - (with Interpretation), MS, hr-MS, Melting point	5 mg 10 mg	495 935
	Dhuririn (S)-4-Hydroxymandelonitrile-β-D-glucoside from <i>Sorghum bicolor</i> Art. 7001.98 >98.0 % [499-20-7] C ₁₄ H ₁₇ NO ₇ M _r 311.29	HPLC-DAD with UV-Spectrum	5 mg 10 mg	165 270
	(+)-Dihydroquercetin see (+)-Taxifolin			
	Echimidine 7-O-Angelyl-9-O-echimidinylretronecine from <i>Echium plantagineum</i> Art. 6278.95 >95.0 % [520-68-3] C ₂₀ H ₃₁ NO ₇ M _r 397.46	HPLC-DAD with UV-Spectrum	5 mg 10 mg	205 360
	Echimidine N-oxide 7-O-Angelyl-9-O-echimidinylretronecine N-oxide from <i>Echium plantagineum</i> Art. 6279.97 >97.0 % [41093-89-4] C ₂₀ H ₃₁ NO ₈ M _r 413.46	HPLC-DAD with UV-Spectrum	5 mg 10 mg	205 360

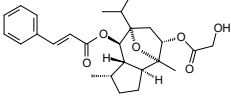
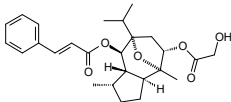
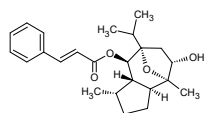
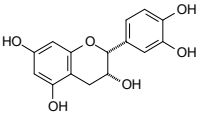
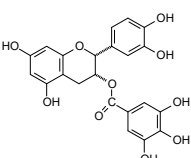
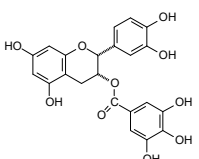
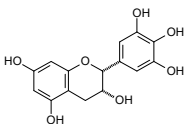
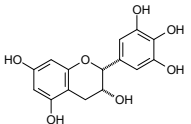
By ordering a single compound in the 5fold or 10fold quantity in one packing unit you will get a discount of 10 percent or 15 percent respectively.

Catalogue of Natural Compounds

Structure	Compound	Documents delivered	Quantity (unit)	Price [Euro]
	<p>Echinacoside from <i>Echinacea pallida</i></p> <p>Art. 6104.98 >98.0 % [82854-37-3] C₃₅H₄₆O₂₀ M_r 786.70</p>	HPLC-DAD with UV-Spectrum	10 mg 20 mg	128 235
	<p>Echinatine Cynoglossin from <i>Cynoglossum officinale</i></p> <p>Art. 6295.95 >95.0 % [480-83-1] C₁₅H₂₅NO₅ M_r 299.36</p>	HPLC-DAD with UV-Spectrum	5 mg 10 mg	190 350
	<p>Echinatine N-oxide Cynoglossin N-oxide from <i>Cynoglossum officinale</i></p> <p>Art. 6296.95 >95.0 % [20267-93-0] C₁₅H₂₅NO₆ M_r 315.36</p>	HPLC-DAD with UV-Spectrum	5 mg 10 mg	190 350
	<p>β-Elemonic acid from <i>Boswellia serrata</i></p> <p>Art. 5157.98 >98.0 % [28282-25-9] C₃₀H₄₆O₃ M_r 454.70</p>	HPLC-DAD with UV-Spectrum	10 mg 20 mg	246 452
	<p>Elenolic acid 2-O-glucoside Oleoside 11-methylester from <i>Olea europaea</i></p> <p>Art. 2131.98 >98.0 % [60539-23-3] C₁₇H₂₄O₁₁ M_r 404.38</p>	HPLC-DAD with UV-Spectrum	20 mg 50 mg	175 360
	<p>Eleutheroside B Syringin, Syringoside from <i>Syringa vulgaris</i></p> <p>Art. 3203.99 >99.0 % [118-34-3] C₁₇H₂₄O₉ M_r 372.36</p>	HPLC-DAD with UV-Spectrum	5 mg 10 mg 20 mg	125 200 340
	<p>Eleutheroside E Syringaresinol-4',4'-O-bis-β-D-glucoside from <i>Eleutherococcus</i></p> <p>Art. 3202.96 >96.0 % [39432-56-9] C₃₄H₄₆O₁₈ M_r 742.71</p>	HPLC-DAD with UV-Spectrum	5 mg 10 mg 20 mg	134 226 382
	<p>Emodin Frangula-Emodin, Rheum-Emodin, Archin from <i>Rhamnus frangula</i></p> <p>Art. 3266.99 >99.0 % [518-82-1] C₁₅H₁₀O₅ M_r 270.23</p>	HPLC-DAD with UV-Spectrum	20 mg 50 mg	111 200

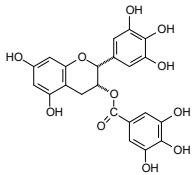
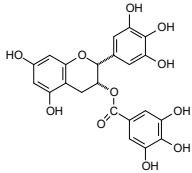
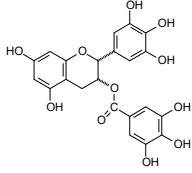
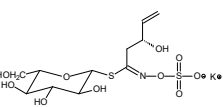
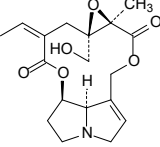
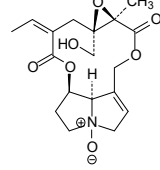
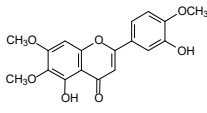
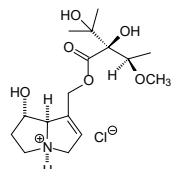
By ordering a single compound in the 5fold or 10fold quantity in one packing unit you will get a discount of 10 percent or 15 percent respectively.

Catalogue of Natural Compounds

Structure	Compound	Documents delivered	Quantity (unit)	Price [Euro]
	Englerin A from <i>Phyllanthus engleri</i> Art. 1901.96 >96.0 % [1094250-15-3] C ₂₆ H ₃₅ O ₆ M _r 442.56	HPLC-DAD with UV-Spectrum	10 mg	256
	Englerin A „high purity“ from <i>Phyllanthus engleri</i> Art. 1901.99 [1094250-15-3] C ₂₆ H ₃₅ O ₆ M _r 442.56 HPLC >99 % at 215 nm, 254 nm, 280 nm filtered through a sterile filter 0.2 µm stored under Argon	HPLC-DAD with UV-Spectrum	10 mg	343
	Englerin B from <i>Phyllanthus engleri</i> Art. 1902.98 >98.0 % [1094250-13-1] C ₂₄ H ₃₂ O ₄ M _r 384.51	HPLC-DAD with UV-Spectrum	5 mg	290
	(-)-Epicatechin EC from <i>Acacia catechu</i> Art. 3305.99 >99.0 % [490-46-0] C ₁₅ H ₁₄ O ₆ M _r 290.27	HPLC-DAD with UV-Spectrum	20 mg 50 mg	120 232
	(-)-Epicatechin 3-gallate ECG from <i>Camellia sinensis</i> Art. 3307.RS >99.0 % [1257-08-5] C ₂₂ H ₁₈ O ₁₀ M _r 442.38	HPLC-DAD, TLC, ¹ H-NMR, ¹³ C-NMR - (with Interpretation), UV, IR, MS, Melting point	10 mg 50 mg	235 900
	(-)-Epicatechin 3-gallate ECG from <i>Camellia sinensis</i> Art. 3307.99 >99.0 % [1257-08-5] C ₂₂ H ₁₈ O ₁₀ M _r 442.38	HPLC-DAD with UV-Spectrum	10 mg 20 mg	100 150
	(-)-Epigallocatechin EGC from <i>Camellia sinensis</i> Art. 3306.RS >99.0 % [970-74-1] C ₁₅ H ₁₄ O ₇ M _r 306.27	HPLC-DAD, TLC, ¹ H-NMR, ¹³ C-NMR - (with Interpretation), UV, IR, MS, Melting point	10 mg 50 mg	235 900
	(-)-Epigallocatechin EGC from <i>Camellia sinensis</i> Art. 3306.99 >99.0 % [970-74-1] C ₁₅ H ₁₄ O ₇ M _r 306.27	HPLC-DAD with UV-Spectrum	10 mg 20 mg	105 160

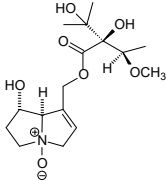
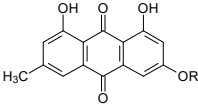
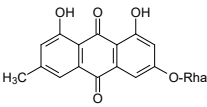
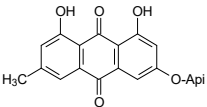
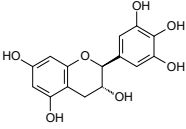
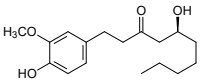
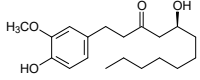
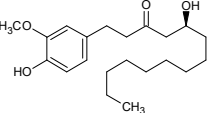
By ordering a single compound in the 5fold or 10fold quantity in one packing unit you will get a discount of 10 percent or 15 percent respectively.

Catalogue of Natural Compounds

Structure	Compound	Documents delivered	Quantity (unit)	Price [Euro]
	(-)-Epigallocatechin 3-gallate EGCG from <i>Camellia sinensis</i> Art. 3308.RS >99.0 % [989-51-5] C ₂₂ H ₁₈ O ₁₁ M _r 458.37	HPLC-DAD, TLC, 1H-NMR, 13C-NMR - (with Interpretation), UV, IR, MS, Melting point	20 mg 50 mg	295 570
	(-)-Epigallocatechin 3-gallate EGCG from <i>Camellia sinensis</i> Art. 3308.99 >99.0 % [989-51-5] C ₂₂ H ₁₈ O ₁₁ M _r 458.37	HPLC-DAD with UV-Spectrum	20 mg 50 mg	100 230
	(-)-Epigallocatechin 3-gallate EGCG from <i>Camellia sinensis</i> Art. 3308.96 >96.0 % [989-51-5] C ₂₂ H ₁₈ O ₁₁ M _r 458.37	HPLC-DAD with UV-Spectrum	100 mg	150
	Epiprogoitrin (2S)-2-Hydroxybut-3-enylglucosinolate K-salt from <i>Crambe abyssinica</i> Art. 3423.97 >97.0 % [21087-74-1] or [19237-18-4] (free acid) C ₁₁ H ₁₈ KNO ₁₀ S ₂ M _r 427.48	HPLC-DAD with UV-Spectrum	10 mg 20 mg	140 255
	(Z)-Erucifolin from <i>Senecio jacobea</i> Art. 6218.97 >97.0 % [40158-95-0] C ₁₈ H ₂₃ NO ₆ M _r 349.38	HPLC-DAD with UV-Spectrum	5 mg 10 mg 20 mg	165 300 550
	(Z)-Erucifolin N-oxide from <i>Senecio jacobea</i> Art. 6221.97 >97.0 % [123864-94-8] C ₁₈ H ₂₃ NO ₇ M _r 365.38	HPLC-DAD with UV-Spectrum	5 mg 10 mg	165 300
	Eupatorin 3',5-Dihydroxy-4',6,7-trimethoxyflavone from <i>Orthosiphon stamineus</i> Art. 3283.99 >99.0 % [855-96-9] C ₁₈ H ₁₆ O ₇ M _r 344.32	HPLC-DAD with UV-Spectrum	20 mg	140
	Europine hydrochloride from <i>Heliotropium</i> Art. 6214.97 >97.0 % [570-19-4] (free base) C ₁₆ H ₂₈ ClNO ₆ M _r 365.84	HPLC-DAD with UV-Spectrum	10 mg 20 mg	210 380

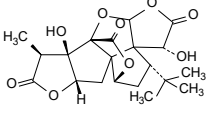
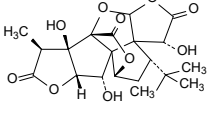
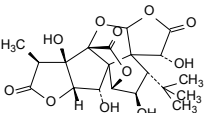
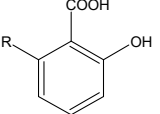
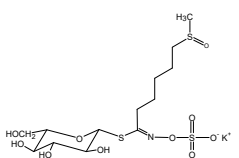
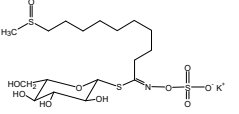
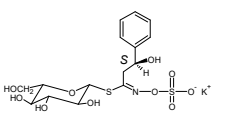
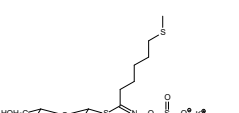
By ordering a single compound in the 5fold or 10fold quantity in one packing unit you will get a discount of 10 percent or 15 percent respectively.

Catalogue of Natural Compounds

Structure	Compound	Documents delivered	Quantity (unit)	Price [Euro]
	<p>Europine N-oxide from Heliotropium</p> <p>Art. 6215.97 >97.0 % [65582-53-8] C₁₆H₂₇NO₇ M_r 345.39</p>	HPLC-DAD with UV-Spectrum	10 mg 20 mg	210 380
	<p>Frangulin Mixture of A and B approx. 1:4 from Rhamnus frangula</p> <p>Art. 3270.97 >97.0 % [60529-33-1]</p> <p>R = rhamnosyl or R = apiosyl</p>	HPLC-DAD with UV-Spectrum	100 mg	155
	<p>Frangulin A Emodin rhamnoside, Rhamnoxanthin from Rhamnus frangula</p> <p>Art. 3268.98 >98.0 % [521-62-0] C₂₁H₂₀O₉ M_r 416.38</p>	HPLC-DAD with UV-Spectrum	10 mg 20 mg	100 175
	<p>Frangulin B 6-O-(Apiofuranosyl)-1,6,8-trihydroxy-3-methyl- anthraquinone from Rhamnus frangula</p> <p>Art. 3269.98 >98.0 % [14101-04-3] C₂₀H₁₈O₉ M_r 402.36</p>	HPLC-DAD with UV-Spectrum	10 mg 20 mg	130 240
	<p>(-)-Gallocatechin Gallocatechol, GC from Camellia sinensis</p> <p>Art. 3309.99 >99.0 % [3371-27-5] C₁₅H₁₄O₇ M_r 306.27</p>	HPLC-DAD with UV-Spectrum	10 mg 20 mg 50 mg	140 220 440
	<p>[6]-Gingerol from Zingiber officinale</p> <p>Art. 4301.98 >98.0 % [23513-14-6] C₁₇H₂₆O₄ M_r 294.39</p>	HPLC-DAD with UV-Spectrum	10 mg 20 mg	135 260
	<p>[8]-Gingerol from Zingiber officinale</p> <p>Art. 4302.98 >98.0 % [23513-08-8] C₁₉H₃₀O₄ M_r 322.44</p>	HPLC-DAD with UV-Spectrum	10 mg 20 mg	150 283
	<p>[10]-Gingerol from Zingiber officinale</p> <p>Art. 4303.96 >96.0 % [23513-15-7] C₂₁H₃₄O₄ M_r 350.50</p>	HPLC-DAD with UV-Spektrum	10 mg 20 mg	152 288

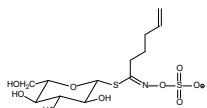
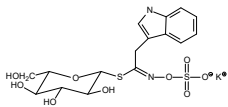
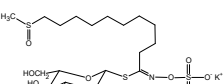
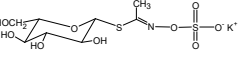
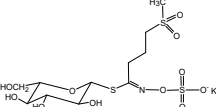
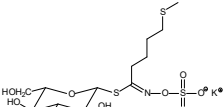
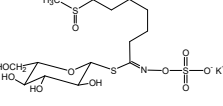
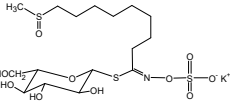
By ordering a single compound in the 5fold or 10fold quantity in one packing unit you will get a discount of 10 percent or 15 percent respectively.

Catalogue of Natural Compounds

Structure	Compound	Documents delivered	Quantity (unit)	Price [Euro]
	<p>Ginkgolide A from Ginkgo biloba</p> <p>Art. 4251.98 >98.0 % [15291-75-5] C₂₀H₂₄O₉ M_r 408.41</p>	HPLC-DAD with UV-Spectrum	10 mg 20 mg	100 170
	<p>Ginkgolide B 1-Hydroxyginkgolide A from Ginkgo biloba</p> <p>Art. 4250.99 >99.0 % [15291-77-7] C₂₀H₂₄O₁₀ M_r 424.40</p>	HPLC-DAD with UV-Spectrum	10 mg 20 mg	110 200
	<p>Ginkgolide C 1,7-Dihydroxyginkgolide A from Ginkgo biloba</p> <p>Art. 4252.97 >97.0 % [15291-76-6] C₂₀H₂₄O₁₁ M_r 440.40</p>	HPLC-DAD with UV-Spectrum	10 mg 20 mg	126 210
	<p>Ginkgolic acids RN from Ginkgo biloba</p> <p>Art. 4110.90 >90.0 % [-] C₂₀H₃₂O₃ / C₂₂H₃₄O₃ / C₂₄H₃₈O₃ M_r 320.5 / 346.5 / 374.6</p> <p>R = C₁₃H₂₇, C₁₅H₂₉, C₁₇H₃₃</p>	HPLC-DAD with UV-Spectrum	5 mg 10 mg 20 mg	162 230 430
	<p>Glucoalyssin 5-(Methylsulfinyl)pentylglucosinolate K-salt from Alyssum argenteum</p> <p>Art. 3428.97 >97.0 % [499-37-6] (free acid) C₁₃H₂₄KNO₁₀S₃ M_r 489.63</p>	HPLC-DAD with UV-Spectrum	5 mg	220
	<p>Glucoarabin 9-(Methylsulfinyl)nonylglucosinolate K-salt from Camelina sativa</p> <p>Art. 3430.97 >97.0 % [67920-64-3] (free acid) C₁₇H₃₂KNO₁₀S₃ M_r 545.73</p>	HPLC-DAD with UV-Spectrum	10 mg	160 300
	<p>Glucobarbarin 2(S)-Hydroxy-2-phenylethylglucosinolate K-salt from Barbara variegata</p> <p>Art. 3426.97 >97.0 % [21087-78-5] (salt) C₁₅H₂₀KNO₁₀S₂ M_r 477.55</p>	HPLC-DAD with UV-Spectrum	10 mg	120
	<p>Glucoberteroin 5-Methylthiopentylglucosinolate K-salt from Berteroa incana</p> <p>Art. 3412.97 >97.0 % [245550-65-6] or [29611-01-6] (free acid) C₁₃H₂₄KNO₉S₃ M_r 473.64</p>	HPLC-DAD with UV-Spectrum	5 mg 10 mg	130 215

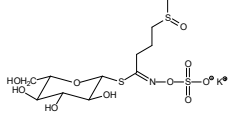
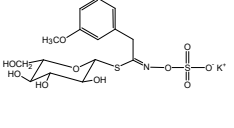
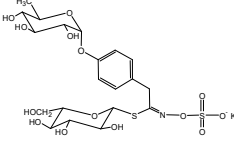
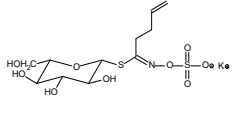
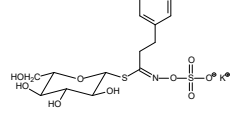
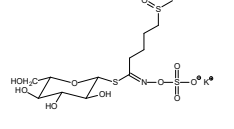
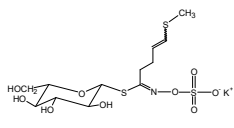
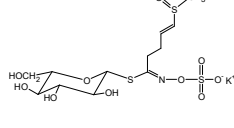
By ordering a single compound in the 5fold or 10fold quantity in one packing unit you will get a discount of 10 percent or 15 percent respectively.

Catalogue of Natural Compounds

Structure	Compound	Documents delivered	Quantity (unit)	Price [Euro]
	Glucobrassicinapin 4-Pentenylglucosinolate K-salt from <i>Brassica napus</i> Art. 3419.98 >98.0 % [245550-58-7] or [19041-10-2] (free acid) C ₁₂ H ₂₀ KNO ₉ S ₂ M _r 443.52	HPLC-DAD with UV-Spectrum	10 mg 20 mg	160 288
	Glucobrassicin 3-Indolylmethylglucosinolate K-salt from <i>Brassica oleracea</i> Art. 3407.97 >97.0 % [143231-38-3] or [4356-52-9] (free acid) C ₁₆ H ₁₉ KN ₂ O ₉ S ₂ M _r 486.56	HPLC-DAD with UV-Spectrum	10 mg 20 mg	160 285
	Glucocamelinin 10-(Methylsulfinyl)decylglucosinolate K-salt from <i>Camelina sativa</i> Art. 3431.96 >96.0 % [67884-10-0] (free acid) C ₁₈ H ₃₄ KNO ₁₀ S ₃ M _r 559.76	HPLC-DAD with UV-Spectrum	10 mg	198
	Glucocapparin Methylglucosinolate K-salt from <i>Cleome spinosa</i> Art. 3436.98 >98.0 % [15592-33-3] or [497-77-8] (free acid) C ₈ H ₁₄ KNO ₉ S ₂ M _r 371.42	HPLC-DAD with UV-Spectrum	10 mg	182
	Glucocheirolin 3-(Methylsulfonyl)propylglucosinolate K-salt from <i>Cheiranthus cheiri</i> Art. 3429.97 >97.0 % [15592-36-6] (free acid) C ₁₁ H ₂₀ KNO ₁₁ S ₃ M _r 477.57	HPLC-DAD with UV-Spectrum	10 mg	138
	Glucocerucin 4-Methylthiobutylglucosinolate K-salt from <i>Eruca sativa</i> Art. 3411.97 >97.0 % [15592-37-7] or [21973-56-8] (free acid) C ₁₂ H ₂₂ KNO ₉ S ₃ M _r 459.61	HPLC-DAD with UV-Spectrum	10 mg 20 mg	150 289
	Glucohesperin 6-Methylsulfinylhexylglucosinolate K-salt from <i>Hesperis matronalis</i> Art. 3439.95 >95.0 % [33049-17-1] (free acid) C ₁₄ H ₂₆ KNO ₁₀ S ₃ M _r 503.68	HPLC-DAD with UV-Spectrum	5 mg 10 mg	232 400
	Glucohirsutin 8-(Methylsulfinyl)octylglucosinolate K-salt from <i>Nasturtium officinale</i> Art. 3438.97 >97.0 % [21973-60-4] (free acid) C ₁₆ H ₃₀ KNO ₁₀ S ₃ M _r 531.70	HPLC-DAD with UV-Spectrum	5 mg 10 mg	232 400

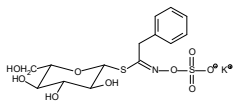
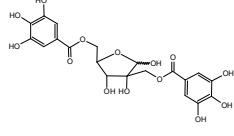
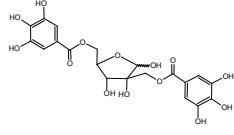
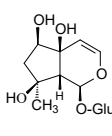
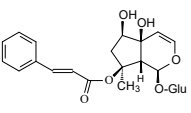
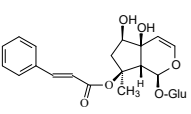
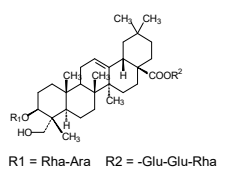
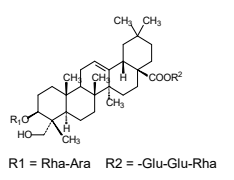
By ordering a single compound in the 5fold or 10fold quantity in one packing unit you will get a discount of 10 percent or 15 percent respectively.

Catalogue of Natural Compounds

Structure	Compound	Documents delivered	Quantity (unit)	Price [Euro]
	<p>Glucoiberin 3-(Methylsulfinyl)propylglucosinolate K-salt from <i>Iberis amara</i></p> <p>Art. 3413.99 >99.0 % [15592-34-4] or [554-88-1] (free acid) C₁₁H₂₀KNO₁₀S₃ M_r 461.56</p>	HPLC-DAD with UV-Spectrum	10 mg 20 mg 50 mg	125 210 425
	<p>Glucolimnanthin m-Methoxyglucotropaeolin from <i>Limnanthes douglasii</i></p> <p>Art. 3440.97 >97.0 % [111810-95-8] C₁₅H₂₀KNO₁₀S₂ M_r 477.55</p>	HPLC-DAD with UV-Spectrum	10 mg	190
	<p>Glucomoringin 4-(α-Rhamnosyloxy)benzylglucosinolate K-salt from <i>Moringa oleifera</i></p> <p>Art. 3437.97 >97.0 % [316165-49-8] C₂₀H₂₈KNO₁₄S₂ M_r 609.66</p>	HPLC-DAD with UV-Spectrum	10 mg	183
	<p>Gluconapin 3-Butenylglucosinolate K-salt from <i>Brassica napus</i></p> <p>Art. 3417.97 >97.0 % [245550-57-6] or [19041-09-9] (free acid) C₁₁H₁₈KNO₉S₂ M_r 429.50</p>	HPLC-DAD with UV-Spectrum	10 mg 20 mg 50 mg	132 234 465
	<p>Gluconasturtiin Phenylethylglucosinolate K-salt from <i>Nasturtium officinale</i></p> <p>Art. 3405.97 >97.0 % [18425-76-8] or [499-30-9] (free acid) C₁₅H₂₀KNO₉S₂ M_r 461.54</p>	HPLC-DAD with UV-Spectrum	10 mg 20 mg	145 247
	<p>Glucoraphanin 3-(methylsulfinyl)butylglucosinolate K-salt from <i>Brassica oleracea</i></p> <p>Art. 3421.97 >97.0 % [21414-41-5] (free acid) C₁₂H₂₂KNO₁₀S₃ M_r 475.66</p>	HPLC-DAD with UV-Spectrum	10 mg 20 mg	138 232
	<p>Glucoraphasatin E/Z-mixture from <i>Raphanus sativus</i></p> <p>Art. 3426.97 >97.0 % [28463-23-2] (free acid) C₁₂H₂₀KNO₉S₃ M_r 457.58</p>	HPLC-DAD with UV-Spectrum	10 mg	200
	<p>Glucoraphenin 4-(Methylsulfinyl)-3-butenylglucosinolate K-salt from <i>Raphanus sativus</i></p> <p>Art. 3425.97 >97.0 % [108844-81-1] or [28463-24-3] (free acid) C₁₂H₂₀KNO₁₀S₃ M_r 473.58</p>	HPLC-DAD with UV-Spectrum	10 mg 20 mg	120 195

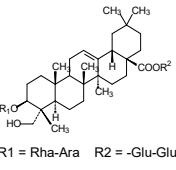
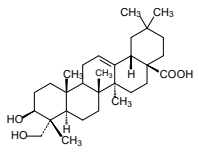
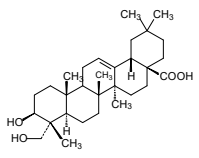
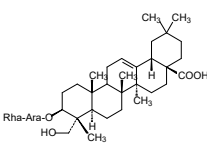
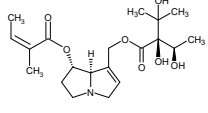
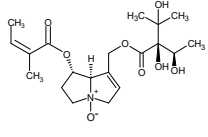
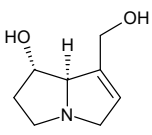
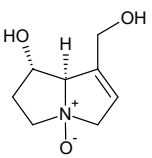
By ordering a single compound in the 5fold or 10fold quantity in one packing unit you will get a discount of 10 percent or 15 percent respectively.

Catalogue of Natural Compounds

Structure	Compound	Documents delivered	Quantity (unit)	Price [Euro]
	Glucotropaeolin Benzylglucosinolate K-salt from <i>Tropaeolum majus</i> Art. 3403.99 >99.0 % [5115-71-9] or [499-26-3] (freie Säure)) C ₁₄ H ₁₈ KNO ₉ S ₂ M _r 447.52	HPLC-DAD with UV-Spectrum	20 mg 50 mg	125 252
	Hamamelitannin from <i>Hamamelis virginiana</i> Art. 3315.99 >99.0 % [469-32-9] C ₂₀ H ₂₀ O ₁₄ M _r 484.37	HPLC-DAD with UV-Spectrum	20 mg 50 mg	138 240
	Hamamelitannin from <i>Hamamelis virginiana</i> Art. 3315.96 >96.0 % [469-32-9] C ₂₀ H ₂₀ O ₁₄ M _r 484.37	HPLC-DAD with UV-Spectrum	50 mg 100 mg	145 235
	Harpagide from <i>Harpagophytum procumbens</i> Art. 2120.99 >99.0 % [6926-08-5] C ₁₅ H ₂₄ O ₁₀ M _r 364.34	HPLC-DAD with UV-Spectrum	10 mg 20 mg	130 245
	Harpagide 8-O-Cinnamoylharpagide from <i>Harpagophytum procumbens</i> Art. 2121.RS >99.0 % [19210-12-9] C ₂₄ H ₃₀ O ₁₁ M _r 494.48	HPLC-DAD, TLC, ¹ H-NMR, ¹³ C-NMR - (with Interpretation), UV, IR, MS, Melting point	20 mg 50 mg	295 570
	Harpagide 8-O-Cinnamoylharpagide from <i>Harpagophytum procumbens</i> Art. 2121.99 >99.0 % [19210-12-9] C ₂₄ H ₃₀ O ₁₁ M _r 494.48	HPLC-DAD with UV-Spectrum	10 mg 20 mg 50 mg	95 140 280
	Hederacoside C Hederasaponin C from <i>Hedera helix</i> Art. 5133.RS >99.0 % [14216-03-6] C ₅₉ H ₉₆ O ₂₆ M _r 1221.39 R ₁ = Rha-Ara R ₂ = -Glu-Glu-Rha	HPLC-DAD, TLC, ¹ H-NMR, ¹³ C-NMR - (with Interpretation), UV, IR, MS, Melting point	20 mg 50 mg	220 395
	Hederacoside C Hederasaponin C from <i>Hedera helix</i> Art. 5133.99 >99.0 % [14216-03-6] C ₅₉ H ₉₆ O ₂₆ M _r 1221.39 R ₁ = Rha-Ara R ₂ = -Glu-Glu-Rha	HPLC-DAD with UV-Spectrum	20 mg 50 mg 100 mg	112 240 445

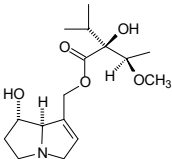
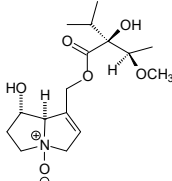
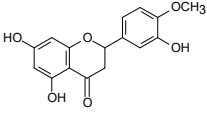
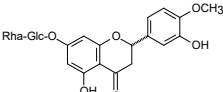
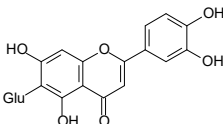
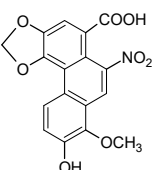
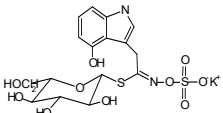
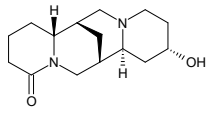
By ordering a single compound in the 5fold or 10fold quantity in one packing unit you will get a discount of 10 percent or 15 percent respectively.

Catalogue of Natural Compounds

Structure	Compound	Documents delivered	Quantity (unit)	Price [Euro]
 <p>R1 = Rha-Ara R2 = -Glu-Glu-Rha</p>	<p>Hederacoside C Hederasaponin C from Hedera helix</p> <p>Art. 5133.95 >95.0 % [14216-03-6] C₅₉H₉₆O₂₆ M_r 1221.39</p>	HPLC-DAD with UV-Spectrum	50 mg 100 mg	125 210
	<p>Hederagenin from Hedera helix</p> <p>Art. 5135.98 >98.0 % [465-99-6] C₃₀H₄₈O₄ M_r 472.73</p>	HPLC-DAD with UV-Spectrum	20 mg 50 mg	115 230
	<p>Hederagenin from Hedera helix</p> <p>Art. 5135.90 >90.0 % [465-99-6] C₃₀H₄₈O₄ M_r 472.73</p>	HPLC-DAD with UV-Spectrum	100 mg	175
	<p>α-Hederin from Hedera helix</p> <p>Art. 5136.99 >99.0 % [27013-91-8] C₄₁H₆₆O₁₂ M_r 750.97</p>	HPLC-DAD with UV-Spectrum	10 mg 20 mg 50 mg	110 170 350
	<p>Heliosupine Cynoglossophine from Cynoglossum officinale</p> <p>Art. 6297.95 >95.0 % [32728-78-2] C₂₀H₃₁NO₇ M_r 397.46</p>	HPLC-DAD with UV-Spectrum	5 mg 10 mg	183 335
	<p>Heliosupine N-oxide Cynoglossophine N-oxide from Cynoglossum officinale</p> <p>Art. 6298.95 >95.0 % [31701-88-9] C₂₀H₃₁NO₈ M_r 413.46</p>	HPLC-DAD with UV-Spectrum	5 mg 10 mg	183 335
	<p>Heliotridine from Heliotropium europaeum</p> <p>Art. 6286.97 >97.0 % [520-63-8] C₈H₁₃NO₂ M_r 155.19</p>	HPLC-DAD with UV-Spectrum	5 mg 10 mg	250 470
	<p>Heliotridine N-oxide from Heliotropium europaeum</p> <p>Art. 6287.97 >97.0 % [-] C₈H₁₃NO₃ M_r 171.19</p>	HPLC-DAD with UV-Spectrum	5 mg 10 mg	270 520

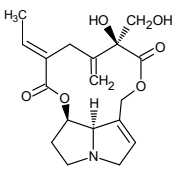
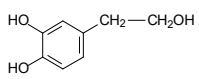
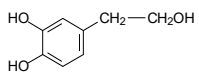
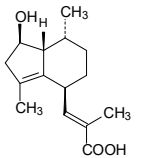
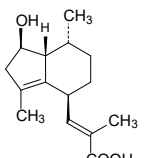
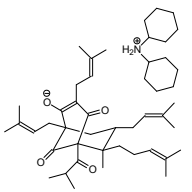
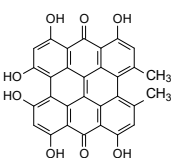
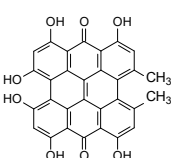
By ordering a single compound in the 5fold or 10fold quantity in one packing unit you will get a discount of 10 percent or 15 percent respectively.

Catalogue of Natural Compounds

Structure	Compound	Documents delivered	Quantity (unit)	Price [Euro]
	<p>Heliotrine from Heliotropium</p> <p>Art. 6212.98 >98.0 % [303-33-3] C₁₆H₂₇NO₅ M_r 313.39</p>	HPLC-DAD with UV-Spectrum	10 mg 20 mg	112 168
	<p>Heliotrine N-oxide from Heliotropium</p> <p>Art. 6213.97 >97.0 % [6209-65-0] C₁₆H₂₇NO₆ M_r 329.39</p>	HPLC-DAD with UV-Spectrum	10 mg 20 mg	143 220
	<p>Hesperetin Cyanidanon 4'-methylether synthetic</p> <p>Art. 3320.98 >98.0 % [520-33-2] C₁₆H₁₄O₆ M_r 302.28</p>	HPLC-DAD with UV-Spectrum	20 mg 50 mg	110 215
	<p>Hesperidin Hesperetin 7-rutinoside, Cirantin from Citrus sinensis</p> <p>Art. 3321.98 >98.0 % [520-26-3] C₂₈H₃₄O₁₅ M_r 610.57</p>	HPLC-DAD with UV-Spectrum	20 mg 50 mg	115 230
	<p>Homoorientin 6-C-Glucoluteolin, Isoorientin from Adonis vernalis</p> <p>Art. 3277.99 >99.0 % [4261-42-1] C₂₁H₂₀O₁₁ M_r 448.38</p>	HPLC-DAD with UV-Spectrum	5 mg 10 mg 20 mg	108 160 290
	<p>7-Hydroxyaristolochic acid I 7-Hydroxyaristolochic acid A from Aristolochia clematitis</p> <p>Art. 4616.98 >98.0 % [79185-75-4] C₁₇H₁₁NO₈ M_r 357.27</p>	HPLC-DAD with UV-Spectrum	10 mg 20 mg	328 594
	<p>4-Hydroxyglucobrassicin 4-Hydroxy-3-indolylmethylglucosinolate K-salt from Brassica oleracea</p> <p>Art. 3427.95 >95.0 % [83327-20-2] (free acid) C₁₆H₁₉KN₂O₁₀S₂ M_r 502.56</p>	HPLC-DAD with UV-Spectrum	5 mg	250
	<p>13-Hydroxylupanine 13α-Hydroxy-2-sparteine from Lupinus angustifolius</p> <p>Art. 6321.95 >95.0 % [15358-48-2] C₁₅H₂₄N₂O₂ M_r 264.37</p>	HPLC-DAD with UV-Spectrum	5 mg	250

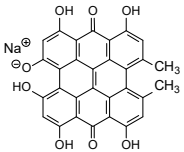
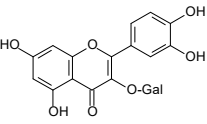
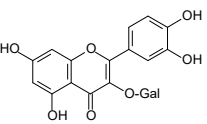
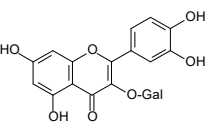
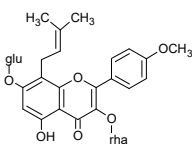
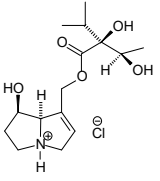
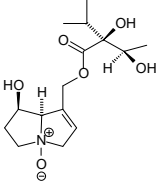
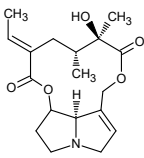
By ordering a single compound in the 5fold or 10fold quantity in one packing unit you will get a discount of 10 percent or 15 percent respectively.

Catalogue of Natural Compounds

Structure	Compound	Documents delivered	Quantity (unit)	Price [Euro]
	18-Hydroxyspartioidine (15E)-Riddelliine from <i>Senecio riddellii</i> Art. 6318.95 >95.0 % [-] C ₁₈ H ₂₃ NO ₆ M _r 349.38	HPLC-DAD with UV-Spectrum	5 mg	245
	Hydroxytyrosol 2-(3,4-Dihydroxyphenyl)ethanol from <i>Olea europaea</i> Art. 4440.RS >98.0 % [10597-60-1] C ₈ H ₁₀ O ₃ M _r 154.17	HPLC-DAD, TLC, ¹ H-NMR, ¹³ C-NMR - (with Interpretation), UV, IR, MS	25 mg	240
	Hydroxytyrosol 2-(3,4-Dihydroxyphenyl)ethanol from <i>Olea europaea</i> Art. 4440.98 >98.0 % [10597-60-1] C ₈ H ₁₀ O ₃ M _r 154.17	HPLC-DAD with UV-Spectrum	25 mg 50 mg	120 195
	Hydroxyvaleric acid from <i>Valeriana officinalis</i> Art. 4401.RS >99.0 % [1619-16-5] C ₁₅ H ₂₂ O ₃ M _r 250.34	HPLC-DAD (2 methods), TLC (2 methods), ¹ H-NMR, ¹³ C-NMR - (with Interpretation), UV, IR, MS, Elemental analysis, Melting point	25 mg 50 mg 100 mg	276 445 745
	Hydroxyvaleric acid from <i>Valeriana officinalis</i> Art. 4401.99 >99.0 % [1619-16-5] C ₁₅ H ₂₂ O ₃ M _r 250.34	HPLC-DAD with UV-Spectrum	10 mg 25 mg 50 mg	105 189 325
	Hyperforin / Adhyperforin- Dicyclohexylammonium salt (4:1) natural mixture from <i>Hypericum perforatum</i> Art. 4213.95 >95.0 % [238074-03-8] C ₃₅ H ₅₁ O ₄ x C ₁₂ H ₂₄ N M _r 718.11	HPLC-DAD with UV-Spectrum	5 mg 10 mg	170 315
	Hypericin from <i>Hypericum perforatum</i> Art. 3720.RS >98.0 % [548-04-9] C ₃₀ H ₁₆ O ₈ M _r 504.45	HPLC-DAD, TLC, ¹ H-NMR, ¹³ C-NMR - (with Interpretation), UV, IR, MS, hr-MS, Melting point	10 mg	395
	Hypericin from <i>Hypericum perforatum</i> Art. 3720.98 >98.0 % [548-04-9] C ₃₀ H ₁₆ O ₈ M _r 504.45	HPLC-DAD with UV-Spectrum	5 mg 10 mg 20 mg	170 290 510

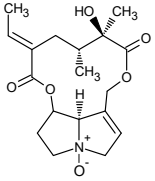
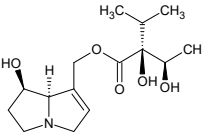
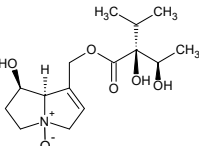
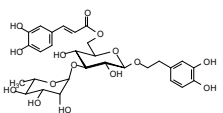
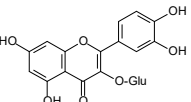
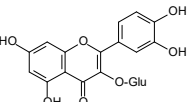
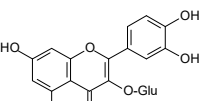
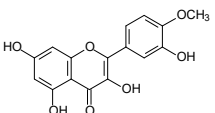
By ordering a single compound in the 5fold or 10fold quantity in one packing unit you will get a discount of 10 percent or 15 percent respectively.

Catalogue of Natural Compounds

Structure	Compound	Documents delivered	Quantity (unit)	Price [Euro]
	<p>Hypericin Sodium salt from <i>Hypericum perforatum</i></p> <p>Art. 3721.98 >98.0 % [-] C₃₀H₁₅O₈Na M_r 526.43</p>	HPLC-DAD with UV-Spectrum	5 mg 10 mg 20 mg	195 317 530
	<p>Hyperoside Hyperin, Quercetin 3-galactoside from <i>Hypericum perforatum</i></p> <p>Art. 3252.RS >99.0 % [482-36-0] C₂₁H₂₀O₁₂ M_r 464.38</p>	HPLC-DAD (2 methods), TLC, 1H-NMR, 13C-NMR - (with Interpretation), UV, IR, MS, Melting point	20 mg 50 mg 100 mg	195 360 580
	<p>Hyperoside Hyperin, Quercetin 3-galactoside from <i>Hypericum perforatum</i></p> <p>Art. 3252.99 >99.0 % [482-36-0] C₂₁H₂₀O₁₂ M_r 464.38</p>	HPLC-DAD with UV-Spectrum	20 mg 50 mg 100 mg	126 257 429
	<p>Hyperoside Hyperin, Quercetin 3-galactoside from <i>Hypericum perforatum</i></p> <p>Art. 3252.97 >97.0 % [482-36-0] C₂₁H₂₀O₁₂ M_r 464.38</p>	HPLC-DAD with UV-Spectrum	100 mg	170
	<p>Icarin Icariline from <i>Epimedium brevicornum</i></p> <p>Art. 3259.99 >99.0 % [489-32-7] C₃₃H₄₀O₁₅ M_r 676.65</p>	HPLC-DAD with UV-Spectrum	10 mg 20 mg	122 230
	<p>Indicine hydrochloride from <i>Heliotropium indicum</i></p> <p>Art. 6216.97 >97.0 % [1195140-94-3] C₁₅H₂₆ClNO₅ M_r 335.83</p>	HPLC-DAD with UV-Spectrum	10 mg 20 mg	188 333
	<p>Indicine N-oxide from <i>Heliotropium</i></p> <p>Art. 6217.96 >96.0 % [41708-76-3] C₁₅H₂₅NO₆ M_r 315.36</p>	HPLC-DAD with UV-Spectrum	10 mg 20 mg	208 374
	<p>Integerrimine Integerrimine, Squalidin(e) from <i>Senecio vulgaris</i></p> <p>Art. 6283.97 >97.0 % [480-79-5] C₁₈H₂₅NO₅ M_r 335.39</p>	HPLC-DAD with UV-Spectrum	5 mg 10 mg	235 410

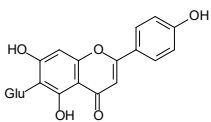
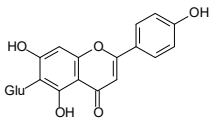
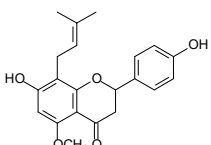
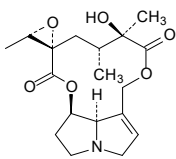
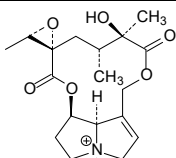
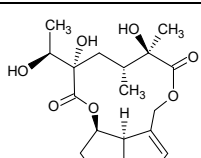
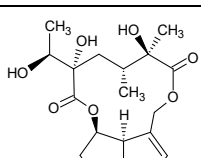
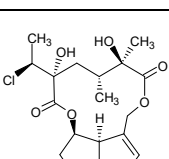
By ordering a single compound in the 5fold or 10fold quantity in one packing unit you will get a discount of 10 percent or 15 percent respectively.

Catalogue of Natural Compounds

Structure	Compound	Documents delivered	Quantity (unit)	Price [Euro]
	<p>Integerrimine N-oxide Integerrimine N-oxide, Squalidin(e) N-oxide from <i>Senecio vulgaris</i></p> <p>Art. 6284.95 >95.0 % [85955-28-8] C₁₈H₂₅NO₆ M_r 351.39</p>	HPLC-DAD with UV-Spectrum	5 mg 10 mg	250 450
	<p>Intermedine from <i>Symphytum officinale</i></p> <p>Art. 6274.95 >95.0 % [10285-06-0] C₁₅H₂₅NO₅ M_r 299.36</p>	HPLC-DAD with UV-Spectrum	5 mg 10 mg	178 315
	<p>Intermedine N-oxide from <i>Symphytum officinale</i></p> <p>Art. 6275.95 >95.0 % [95462-14-9] C₁₅H₂₅NO₆ M_r 315.37</p>	HPLC-DAD with UV-Spectrum	5 mg 10 mg	205 358
	<p>Isoverbascoside from <i>Harpagophytum procumbens</i></p> <p>Art. 6102.99 >99.0 % [61303-13-7] C₂₉H₃₆O₁₅ M_r 624.59</p>	HPLC-DAD with UV-Spectrum	20 mg 50 mg	186 379
	<p>Isoorientin see Homoorientin</p>			
	<p>Isoquercitrin Quercetin 3-glucoside from <i>Sambucus nigra</i></p> <p>Art. 3254.RS >99.0 % [21637-25-2] C₂₁H₂₀O₁₂ M_r 464.38</p>	HPLC-DAD (2 methods), TLC, ¹ H-NMR, ¹³ C-NMR - (with Interpretation), UV, IR, MS, Melting point	20 mg 50 mg 100 mg	225 410 665
	<p>Isoquercitrin Quercetin 3-glucoside from <i>Tiliae officinalis</i></p> <p>Art. 3254.99 >99.0 % [21637-25-2] C₂₁H₂₀O₁₂ M_r 464.38</p>	HPLC-DAD with UV-Spectrum	20 mg 50 mg 100 mg	125 245 440
	<p>Isoquercitrin Quercetin 3-glucoside from <i>Tiliae officinalis</i></p> <p>Art. 3254.97 >97.0 % [21637-25-2] C₂₁H₂₀O₁₂ M_r 464.38</p>	HPLC-DAD with UV-Spectrum	50 mg 100 mg	185 335
	<p>Isorhamnetin 4'-O-Methylquercetin from <i>Calendula officinalis</i></p> <p>Art. 3251.98 >98.0 % [480-19-3] C₁₆H₁₂O₇ M_r 316.27</p>	HPLC-DAD with UV-Spectrum	10 mg 20 mg	112 193

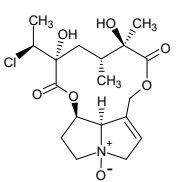
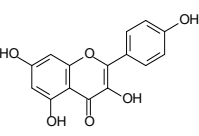
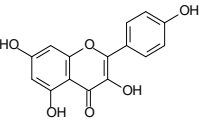
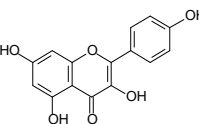
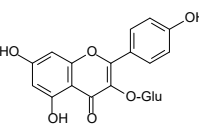
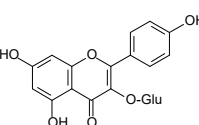
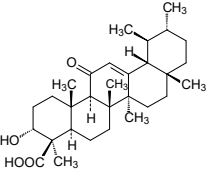
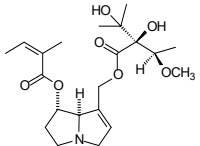
By ordering a single compound in the 5fold or 10fold quantity in one packing unit you will get a discount of 10 percent or 15 percent respectively.

Catalogue of Natural Compounds

Structure	Compound	Documents delivered	Quantity (unit)	Price [Euro]
	Isoverbascoside see Isoacteoside			
	Isovitexin 6-Glucosylapigenin from <i>Passiflora incarnata</i> Art. 3230.RS >99.0 % [38953-85-4] C ₂₁ H ₂₀ O ₁₀ M _r 432.38	HPLC-DAD, TLC, ¹ H-NMR, ¹³ C-NMR - (with Interpretation), UV, IR, MS, Melting point	5 mg 10 mg	200 315
	Isovitexin 6-Glucosylapigenin from <i>Passiflora incarnata</i> Art. 3230.99 >99.0 % [38953-85-4] C ₂₁ H ₂₀ O ₁₀ M _r 432.38	HPLC-DAD with UV-Spectrum	5 mg 10 mg	124 185
	Isoxanthohumol from <i>Humulus lupulus</i> Art. 3325.99 >99.0 % [70872-29-6] C ₂₁ H ₂₂ O ₅ M _r 354.40	HPLC-DAD with UV-Spectrum	10 mg 20 mg 50 mg	135 198 395
	Jacobine from <i>Senecio jacobea</i> Art. 6219.98 >98.0 % [6870-67-3] C ₁₈ H ₂₅ NO ₆ M _r 351.39	HPLC-DAD with UV-Spectrum	5 mg 10 mg	175 310
	Jacobine N-oxide from <i>Senecio jacobea</i> Art. 6222.96 >96.0 % [38710-25-7] C ₁₈ H ₂₅ NO ₇ M _r 367.39	HPLC-DAD with UV-Spectrum	5 mg 10 mg	187 330
	Jacoline from <i>Senecio jacobea</i> Art. 6291.97 >97.0 % [480-76-2] C ₁₈ H ₂₇ NO ₇ M _r 369.41	HPLC-DAD with UV-Spectrum	5 mg 10 mg	235 410
	Jacoline N-oxide from <i>Senecio jacobea</i> Art. 6292.97 >97.0 % [-] C ₁₈ H ₂₇ NO ₈ M _r 385.41	HPLC-DAD with UV-Spectrum	5 mg 10 mg	255 460
	Jacoinine from <i>Senecio jacobea</i> Art. 6293.95 >95.0 % [480-75-1] C ₁₈ H ₂₆ ClNO ₆ M _r 387.86	HPLC-DAD with UV-Spectrum	5 mg 10 mg	290 540

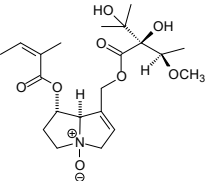
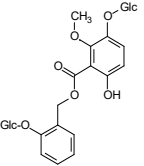
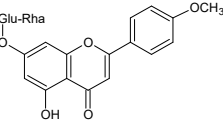
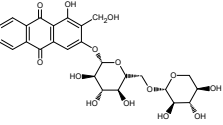
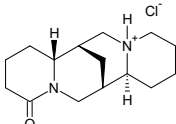
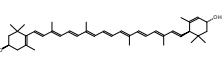
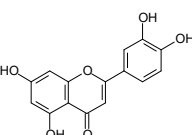
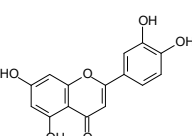
By ordering a single compound in the 5fold or 10fold quantity in one packing unit you will get a discount of 10 percent or 15 percent respectively.

Catalogue of Natural Compounds

Structure	Compound	Documents delivered	Quantity (unit)	Price [Euro]
	Jaconine N-oxide aus Senecio jacobea Art.-Nr. 6294.95 >95.0 % [1148039-75-1] $C_{18}H_{26}ClNO_7$ M_r 403.85	HPLC-DAD with UV-Spectrum	5 mg	460
	Kaempferol Robigenin, Trifolitin from Aesculus hippocastanum Art. 3240.RS >99.0 % [520-18-3] $C_{15}H_{10}O_6$ M_r 286.24	HPLC-DAD, TLC, 1H -NMR, ^{13}C -NMR - (with Interpretation), UV, IR, MS, Melting point	20 mg 50 mg 100 mg	220 420 700
	Kaempferol Robigenin, Trifolitin from Aesculus hippocastanum Art. 3240.99 >99.0 % [520-18-3] $C_{15}H_{10}O_6$ M_r 286.24	HPLC-DAD with UV-Spectrum	20 mg 50 mg 100 mg	110 220 440
	Kaempferol Robigenin, Trifolitin from Aesculus hippocastanum Art. 3240.97 >97.0 % [520-18-3] $C_{15}H_{10}O_6$ M_r 286.24	HPLC-DAD with UV-Spectrum	250 mg 500 mg	165 295
	Kaempferol 3-glucoside Astragalin from Aesculus hippocastanum Art. 3242.99 >99.0 % [480-10-4] $C_{21}H_{20}O_{11}$ M_r 448.38	HPLC-DAD with UV-Spectrum	10 mg 20 mg 50 mg	180 330 740
	Kaempferol 3-glucoside Astragalin from Aesculus hippocastanum Art. 3242.97 >97.0 % [480-10-4] $C_{21}H_{20}O_{11}$ M_r 448.38	HPLC-DAD with UV-Spectrum	20 mg 50 mg	175 320
	11-Keto-β-boswellic acid 3α-Hydroxyurs-12-ene-11-keto-23-oic acid from Boswellia serrata Art. 5152.99 >99.0 % [17019-92-0] $C_{30}H_{46}O_4$ M_r 470.69	HPLC-DAD with UV-Spectrum	5 mg 10 mg 20 mg	125 197 346
	Kuromanin chloride see Cyanidin 3-glucoside chloride			
	Lasiocarpine 7-Angelyleupine from Heliotropium Art. 6210.97 >97.0 % [303-34-4] $C_{21}H_{33}NO_7$ M_r 411.49	HPLC-DAD with UV-Spectrum	10 mg 20 mg	168 295

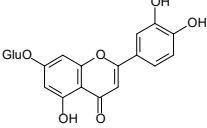
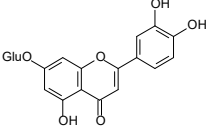
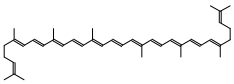
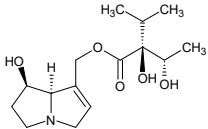
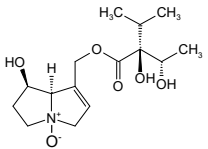
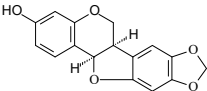
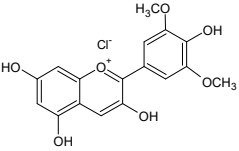
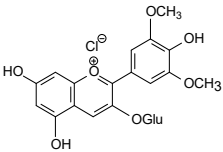
By ordering a single compound in the 5fold or 10fold quantity in one packing unit you will get a discount of 10 percent or 15 percent respectively.

Catalogue of Natural Compounds

Structure	Compound	Documents delivered	Quantity (unit)	Price [Euro]
	Lasiocarpine N-oxide 7-Angelyleuropine N-oxide from <i>Heliotropium</i> Art. 6211.96 >96.0 % [127-30-0] C ₂₁ H ₃₃ NO ₈ M _r 427.49	HPLC-DAD with UV-Spectrum	10 mg 20 mg	168 295
	Leiocarpaside 2'-Hydroxybenzyl-3-methoxybenzoate 2',4-diglucoside from <i>Solidago virgaurea</i> Art. 2125.99 >99.0 % [71953-77-0] C ₂₇ H ₃₄ O ₁₆ M _r 614.56	HPLC-DAD with UV-Spectrum	10 mg 20 mg	210 366
	Linarin Acacetin 7-rutinoside from <i>Linaria vulgaris</i> Art. 3210.98 >98.0 % [480-36-4] C ₂₈ H ₃₂ O ₁₄ M _r 592.57	HPLC-DAD with UV-Spectrum	10 mg	128
	Lucidin 3-primveroside Lucidin-3-O-beta-primveroside from <i>Rubia tinctorium</i> Art. 3708.98 >98.0 % [29706-59-0] C ₂₆ H ₂₈ O ₁₄ M _r 564.49	HPLC-DAD with UV-Spectrum	10 mg	220
	Lupanine hydrochloride 2-Oxosparteine from <i>Lupinus angustifolius</i> Art. 6351.95 >95.0 % [1025-39-4] C ₁₅ H ₂₅ ClN ₂ O M _r 284.83	HPLC-DAD with UV-Spectrum	10 mg	250
	Lutein Xanthophyll, β,ε-Carotene-3,3'-diol from <i>Brassica oleracea</i> Art. 4205.90 >90 % [127-40-2] C ₄₀ H ₅₆ O ₂ M _r 568.88	HPLC-DAD with UV-Spectrum	5 mg	136
	Luteolin Digitoflavone from <i>Reseda luteola</i> Art. 3260.RS >99.0 % [491-70-3] C ₁₅ H ₁₀ O ₆ M _r 286.23	HPLC-DAD, TLC, ¹ H-NMR, ¹³ C-NMR - (with Interpretation), UV, IR, MS, Melting point	20 mg 50 mg	240 395
	Luteolin Digitoflavone from <i>Reseda luteola</i> Art. 3260.99 >99.0 % [491-70-3] C ₁₅ H ₁₀ O ₆ M _r 286.23	HPLC-DAD with UV-Spectrum	20 mg 50 mg 100 mg	125 255 480

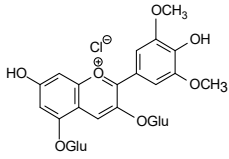
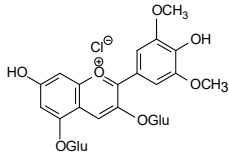
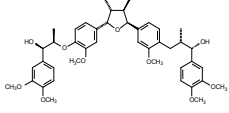
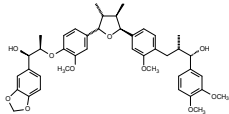
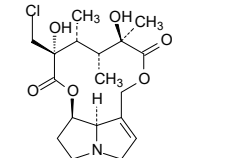
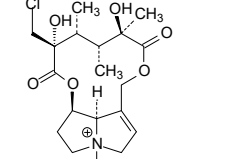
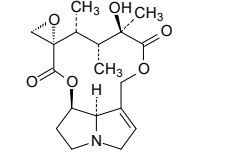
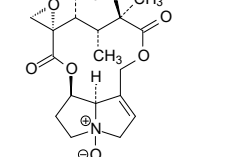
By ordering a single compound in the 5fold or 10fold quantity in one packing unit you will get a discount of 10 percent or 15 percent respectively.

Catalogue of Natural Compounds

Structure	Compound	Documents delivered	Quantity (unit)	Price [Euro]
	Luteolin 7-glucoside Glucoluteolin from Reseda luteola Art. 3262.RS >99.0 % [5373-11-5] C ₂₁ H ₂₀ O ₁₁ M _r 448.38	HPLC-DAD (2 methods) TLC, ¹ H-NMR, ¹³ C-NMR - (with Interpretation), UV, IR, MS, Melting	20 mg 50 mg	240 395
	Luteolin 7-glucoside Glucoluteolin from Reseda luteola Art. 3262.99 >99.0 % [5373-11-5] C ₂₁ H ₂₀ O ₁₁ M _r 448.38	HPLC-DAD with UV-Spectrum	20 mg 50 mg 100 mg	120 250 470
	Lycopene ψ,ψ-Carotene, (all-trans)-Lycopene from Solanum lycopersicum Art. 4207.90 >90 % [502-65-8] C ₄₀ H ₅₆ M _r 536.88	HPLC-DAD with UV-Spectrum	5 mg	135
	Lycopsamine from Symphytum officinale Art. 6270.95 >95.0 % [10285-07-1] C ₁₅ H ₂₅ NO ₅ M _r 299.36	HPLC-DAD with UV-Spectrum	5 mg 10 mg	178 315
	Lycopsamine N-oxide from Symphytum officinale Art.-Nr. 6271.95 >95.0 % [95462-15-0] C ₁₅ H ₂₅ NO ₆ M _r 315.36	HPLC-DAD with UV-Spectrum	5 mg 10 mg	205 358
	(-)-Maackiain Demethylpterocarpin, Inermin from Baptisia tinctoria Art. 3226.98 >98.0 % [2035-15-6] C ₁₆ H ₁₂ O ₅ M _r 284.27	HPLC-DAD with UV-Spectrum	10 mg 20 mg	150 260
	Malvidin chloride from Malva silvestris Art. 5008.97 >97.0 % [643-84-5] C ₁₇ H ₁₅ ClO ₇ M _r 366.75	HPLC-DAD with UV-Spectrum	10 mg	129
	Malvidin 3-galactoside chloride Primulin, Arthanitin chloride from Vaccinium myrtillus Art. 5011.95 >95.0 % [30113-37-2] C ₂₃ H ₂₅ ClO ₁₂ M _r 528.89	HPLC-DAD with UV-Spectrum	5 mg 10 mg	136 235
	Malvidin 3-glucoside chloride see Oenin chloride			

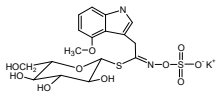
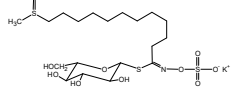
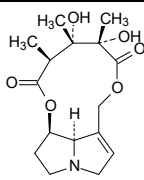
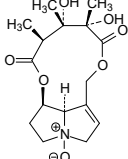
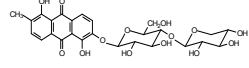
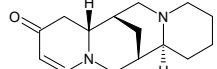
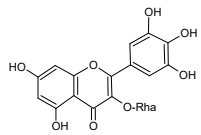
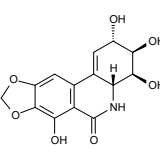
By ordering a single compound in the 5fold or 10fold quantity in one packing unit you will get a discount of 10 percent or 15 percent respectively.

Catalogue of Natural Compounds

Structure	Compound	Documents delivered	Quantity (unit)	Price [Euro]
	<p>Malvin chloride Malvidin 3,5-diglucoside chloride from Malva silvestris</p> <p>Art. 5005.97 >97.0 % [16727-30-3] C₂₉H₃₅ClO₁₇ M_r 691.04</p>	HPLC-DAD with UV-Spectrum	10 mg 20 mg 50 mg	105 170 350
	<p>Malvin chloride Malvidin 3,5-diglucoside chloride from Malva silvestris</p> <p>Art. 5005.90 >90.0 % [16727-30-3] C₂₉H₃₅ClO₁₇ M_r 691.04</p>	HPLC-DAD with UV-Spectrum	100 mg	165
	<p>Manassantin A from Saururus chinensis</p> <p>Art. 3101.98 >98.0 % [88497-87-4] C₄₂H₅₂O₁₁ M_r 732.34</p>	HPLC-DAD with UV-Spectrum	10 mg 20 mg	215 370
	<p>Manassantin B from Saururus chinensis</p> <p>Art. 3103.98 >98.0 % [88497-88-5] C₄₁H₄₈O₁₁ M_r 716.30</p>	HPLC-DAD with UV-Spectrum	10 mg 20 mg	185 323
	<p>Merenskin Chlordeoxyscleratine from Senecio retrorsus</p> <p>Art. 6223.97 >97.0 % [96657-94-2] C₁₈H₂₆ClNO₆ M_r 387.85</p>	HPLC-DAD with UV-Spectrum	5 mg 10 mg	153 285
	<p>Merenskin N-oxide Chlordeoxyscleratinyl-N-oxide from Senecio retrorsus</p> <p>Art. 6225.97 >97.0 % [96657-95-3] C₁₈H₂₆ClNO₇ M_r 403.85</p>	HPLC-DAD with UV-Spectrum	5 mg 10 mg	153 285
	<p>Merepoxine from Senecio retrorsus</p> <p>Art. 6224.97 >97.0 % [115777-94-1] C₁₈H₂₅NO₆ M_r 351.40</p>	HPLC-DAD with UV-Spectrum	5 mg 10 mg	173 315
	<p>Merepoxine N-oxide from Senecio retrorsus</p> <p>Art. 6226.97 >97.0 % [-] C₁₈H₂₅NO₇ M_r 367.40</p>	HPLC-DAD with UV-Spectrum	5 mg 10 mg	173 315

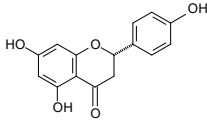
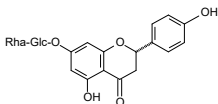
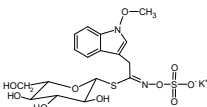
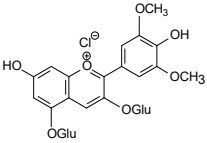
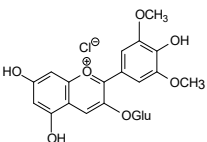
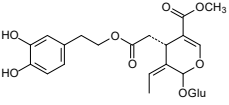
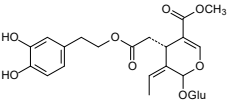
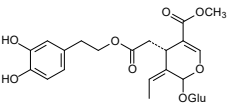
By ordering a single compound in the 5fold or 10fold quantity in one packing unit you will get a discount of 10 percent or 15 percent respectively.

Catalogue of Natural Compounds

Structure	Compound	Documents delivered	Quantity (unit)	Price [Euro]
	4-Methoxyglucobrassicin 4-Methoxy-3-indolylmethylglucosinolate K-salt from Brassica oleracea Art. 3433.94 >94.0 % [83327-21-3] (free acid) C ₁₇ H ₂₁ KN ₂ O ₁₀ S ₂ M _r 516.59	HPLC-DAD with UV-Spectrum	5 mg	198
	11-(Methylsulfinyl)undecylglucosinolate Homoglucocamelinin K-salt from Camelina sativa Art. 3432.97 >97.0 % [-] C ₁₉ H ₃₆ KNO ₁₀ S ₃ M _r 573.79	HPLC-DAD with UV-Spectrum	5 mg 10 mg	185 350
	Monocrotaline from Crotalaria Art. 6227.99 >99.0 % [315-22-0] C ₁₆ H ₂₃ NO ₆ M _r 325.36	HPLC-DAD with UV-Spectrum	20 mg 50 mg	100 180
	Monocrotaline N-oxide from Crotalaria Art. 6228.98 >98.0 % [35337-98-5] C ₁₆ H ₂₃ NO ₇ M _r 341.36	HPLC-DAD with UV-Spectrum	10 mg 20 mg	205 360
	Morindin from Morinda citrifolia Art. 3271.97 >97.0 % [60450-21-7] C ₂₆ H ₂₈ O ₁₄ M _r 564.50	HPLC-DAD with UV-Spectrum	10 mg	212
	Multiflorine 4-Oxo-2,3-didehydrosparteine from Lupinus albus Art. 6324.95 >95.0 % [529-80-6] C ₁₅ H ₂₂ N ₂ O M _r 246.35	HPLC-DAD with UV-Spectrum	5 mg 10 mg	280 500
	Myricitrin Myricetin 3-rhamnoside, Myricitroside from Myrica cerifera Art. 3258.99 >99.0 % [17912-87-7] C ₂₁ H ₂₀ O ₁₂ M _r 464.38	HPLC-DAD with UV-Spectrum	20 mg 50 mg	129 258
	Narciclasin Lycoricidinol from Narcissus pseudonarcissus Art. 6350.97 >97.0 % [29477-83-6] C ₁₄ H ₁₃ NO ₇ M _r 307.26	HPLC-DAD with UV-Spectrum	10 mg 20 mg	215 373

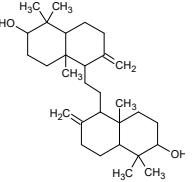
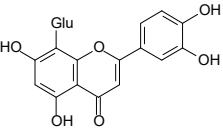
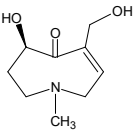
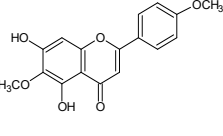
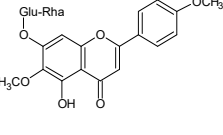
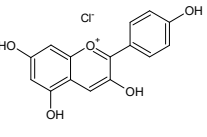
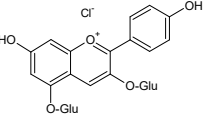
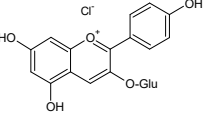
By ordering a single compound in the 5fold or 10fold quantity in one packing unit you will get a discount of 10 percent or 15 percent respectively.

Catalogue of Natural Compounds

Structure	Compound	Documents delivered	Quantity (unit)	Price [Euro]
	Naringenin Naringetol, Pelarginadon from Citrus paradisi Art. 3323.98 >98.0 % [480-41-1] C ₁₅ H ₁₂ O ₅ M _r 272.26	HPLC-DAD with UV-Spectrum	20 mg 50 mg	112 223
	Naringin Naringenin 7-rhamnoglucoside, Aurantiin from Citrus paradisi Art. 3322.99 >99.0 % [10236-47-2] C ₂₇ H ₃₂ O ₁₄ M _r 580.54	HPLC-DAD with UV-Spectrum	20 mg 50 mg	112 223
	Neoglucobrassicin 1-Methoxy-3-indolylmethylglucosinolate K-salt from Brassica oleracea Art. 3434.97 >97.0 % [5187-84-8] (free acid) C ₁₇ H ₂₁ KN ₂ O ₁₀ S ₂ M _r 516.59	HPLC-DAD with UV-Spectrum	5 mg	198
	Oenin chloride Malvidin 3-glucoside chloride from Vitis vinifera Art. 5007.97 >97.0 % [7228-78-6] C ₂₃ H ₂₅ ClO ₁₂ M _r 528.89	HPLC-DAD with UV-Spectrum	10 mg 20 mg	148 252
	Oenin chloride Malvidin 3-glucoside chloride from Vitis vinifera Art. 5007.85 >85.0 % [7228-78-6] C ₂₃ H ₂₅ ClO ₁₂ M _r 528.89	HPLC-DAD with UV-Spectrum	100 mg	170
	Oleuropein from Olea europaea Art. 2111.RS >98.0 % [32619-42-4] C ₂₅ H ₃₂ O ₁₃ M _r 540.52	HPLC-DAD, TLC, ¹ H-NMR, ¹³ C-NMR - (with Interpretation), UV, IR, MS, Melting point	20 mg 50 mg	240 395
	Oleuropein from Olea europaea Art. 2111.98 >98.0 % [32619-42-4] C ₂₅ H ₃₂ O ₁₃ M _r 540.52	HPLC-DAD with UV-Spectrum	20 mg 50 mg	140 280
	Oleuropein from Olea europaea Art. 2111.90 >90.0 % [32619-42-4] C ₂₅ H ₃₂ O ₁₃ M _r 540.52	HPLC-DAD with UV-Spectrum	500 mg 1000 mg	155 250

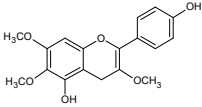
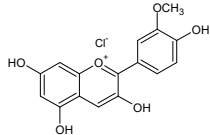
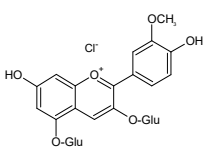
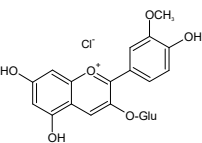
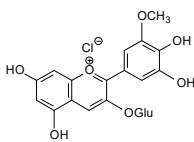
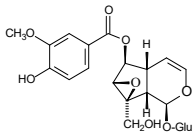
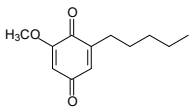
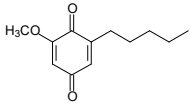
By ordering a single compound in the 5fold or 10fold quantity in one packing unit you will get a discount of 10 percent or 15 percent respectively.

Catalogue of Natural Compounds

Structure	Compound	Documents delivered	Quantity (unit)	Price [Euro]
	<p>α-Onocerin from <i>Ononis spinosa</i></p> <p>Art. 4214.98 >98.0 % [511-01-3] C₃₀H₅₀O₂ M_r 442.72</p>	HPLC-DAD with UV-Spectrum	10 mg 20 mg	170 308
	<p>Orientin 8-C-Glucoluteolin, Lutexin from <i>Adonis vernalis</i></p> <p>Art. 3276.99 >99.0 % [28608-75-5] C₂₁H₂₀O₁₁ M_r 448.36</p>	HPLC-DAD with UV-Spectrum	5 mg 10 mg	112 169
	<p>Otonecin from <i>Senecio vulgaris</i></p> <p>Art.-Nr. 6288.95 >95.0 % [6887-34-9] C₉H₁₅NO₃ M_r 185.22</p>	HPLC-DAD with UV-Spectrum	1 mg 5 mg	150 330
	<p>Pectolinarigenin 5,7-Dihydroxy-4',6-dimethoxyflavone from <i>Linaria vulgaris</i></p> <p>Art. 3212.97 >97.0 % [520-12-7] C₁₇H₁₄O₆ M_r 314.30</p>	HPLC-DAD with UV-Spectrum	10 mg 20 mg	170 300
	<p>Pectolinarin Pectolinaroside, Neolarin from <i>Linaria vulgaris</i></p> <p>Art. 3211.98 >98.0 % [28978-02-1] C₂₉H₃₄O₁₅ M_r 622.58</p>	HPLC-DAD with UV-Spectrum	10 mg 20 mg	170 300
	<p>Pelargonidin chloride from <i>Pelargonium zonale</i></p> <p>Art. 5006.97 >97.0 % [134-04-3] C₁₅H₁₁O₅Cl M_r 306.70</p>	HPLC-DAD with UV-Spectrum	10 mg	144
	<p>Pelargonidin 3,5-diglucoside chloride Pelargonin chloride, Salvinin from <i>Pelargonium zonale</i></p> <p>Art. 5025.97 >97.0 % [17334-58-6] C₂₇H₃₁O₁₅Cl M_r 630.97</p>	HPLC-DAD with UV-Spectrum	5 mg 10 mg	115 210
	<p>Pelargonidin 3-glucoside chloride from <i>Fragaria</i></p> <p>Art. 5024.97 >97.0 % [18466-51-8] C₂₁H₂₁O₁₀Cl M_r 468.84</p>	HPLC-DAD with UV-Spectrum	5 mg 10 mg	120 190

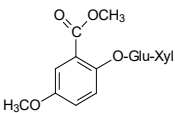
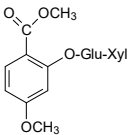
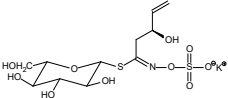
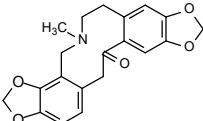
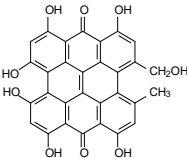
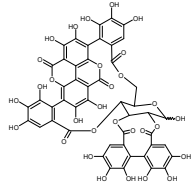
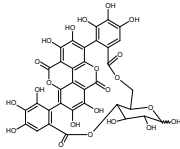
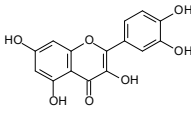
By ordering a single compound in the 5fold or 10fold quantity in one packing unit you will get a discount of 10 percent or 15 percent respectively.

Catalogue of Natural Compounds

Structure	Compound	Documents delivered	Quantity (unit)	Price [Euro]
	<p>Penduletin 5,4'-Dihydroxy-3,6,7-trimethoxyflavone from <i>Vitex agnus castus</i></p> <p>Art. 3327.97 >97.0 % [569-80-2] C₁₈H₁₆O₇ M_r 344.32</p>	HPLC-DAD with UV-Spectrum	5 mg 10 mg	160 280
	<p>Peonidin chloride from <i>Rosa centifolia</i></p> <p>Art. 5010.97 >97.0 % [134-01-0] C₁₆H₁₃ClO₆ M_r 336.73</p>	HPLC-DAD with UV-Spectrum	5 mg 10 mg	125 235
	<p>Peonidin 3,5-diglucoside chloride Paeonine from <i>Rosa centifolia</i></p> <p>Art. 5026.95 >95.0 % [132-37-6] C₂₈H₃₃O₁₆Cl M_r 661.01</p>	HPLC-DAD with UV-Spectrum	5 mg 10 mg	140 230
	<p>Peonidin 3-glucoside chloride from <i>Vitis vinifera</i></p> <p>Art. 5020.97 >97.0 % [6906-39-4] C₂₂H₂₃O₁₁Cl M_r 498.85</p>	HPLC-DAD with UV-Spectrum	5 mg 10 mg	150 258
	<p>Petunidin 3-glucoside chloride from <i>Vitis vinifera</i></p> <p>Art. 5021.97 >97.0 % [6988-81-4] C₂₂H₂₃O₁₂Cl M_r 514.85</p>	HPLC-DAD with UV-Spectrum	5 mg 10 mg	150 265
	<p>Picroside II 6-Vanilloylcatalpol from <i>Picrorhiza kurrooa</i></p> <p>Art. 2104.98 >98.0 % [39012-20-9] C₂₃H₂₈O₁₃ M_r 512.47</p>	HPLC-DAD with UV-Spectrum	20 mg 50 mg	125 260
	<p>Primin 2-Methoxy-6-pentyl-p-benzoquinone synthetic</p> <p>Art. 1001.RS >99.0 % [15121-94-5] C₁₂H₁₆O₃ M_r 208.26</p>	HPLC-DAD (2 methods), TLC (2 methods), ¹ H-NMR, ¹³ C-NMR - (with Interpretation), UV, IR, MS, Melting point,	20 mg 50 mg	290 550
	<p>Primin 2-Methoxy-6-pentyl-p-benzoquinone synthetic</p> <p>Art. 1001.99 >99.0 % [15121-94-5] C₁₂H₁₆O₃ M_r 208.26</p>	HPLC-DAD with UV-Spectrum	20 mg 50 mg 100 mg	190 410 745

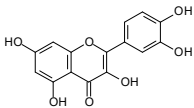
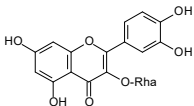
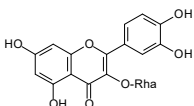
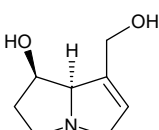
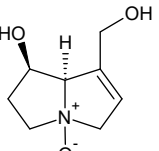
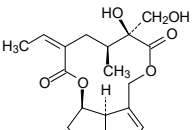
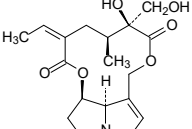
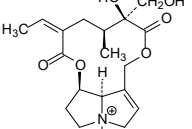
By ordering a single compound in the 5fold or 10fold quantity in one packing unit you will get a discount of 10 percent or 15 percent respectively.

Catalogue of Natural Compounds

Structure	Compound	Documents delivered	Quantity (unit)	Price [Euro]
	Primulaverin from <i>Primula veris</i> Art. 4101.99 >99.0 % [154-61-0] C ₂₀ H ₂₈ O ₁₃ M _r 476.43	HPLC-DAD with UV-Spectrum	10 mg 20 mg	156 268
	Primverin Primeverin from <i>Primula veris</i> Art. 4102.99 >99.0 % [154-60-9] C ₂₀ H ₂₈ O ₁₃ M _r 476.43	HPLC-DAD with UV-Spectrum	10 mg 20 mg	157 264
	Progoitrin 2-Hydroxybut-3-enylglucosinolate K-salt from <i>Brassica napus</i> Art. 3415.97 >97.0 % [21087-77-4] or [585-95-5] (free acid) C ₁₁ H ₁₈ KNO ₁₀ S ₂ M _r 427.48	HPLC-DAD with UV-Spectrum	10 mg 20 mg 50 mg	120 230 470
	Protopine Fumarine, Biflorine, Macleyine from <i>Chelidonium majus</i> Art. 6307.98 >98.0 % [130-86-9] C ₂₀ H ₁₉ NO ₅ M _r 353.37	HPLC-DAD with UV-Spectrum	10 mg 20 mg 50 mg	132 243 505
	Pseudohypericin from <i>Hypericum perforatum</i> Art. 3272.97 >97.0 % [55954-61-5] C ₃₀ H ₁₆ O ₉ M _r 520.43	HPLC-DAD with UV-Spectrum	5 mg 10 mg 20 mg	190 300 520
	Punicalagin from <i>Punica granatum</i> Art. 3313.97 >97.0 % [65995-63-3] C ₄₈ H ₂₈ O ₃₀ M _r 1084.72	HPLC-DAD with UV-Spectrum	10 mg 20 mg	125 235
	Punicalin from <i>Punica granatum</i> Art. 3314.97 >97.0 % [65995-64-4] C ₃₄ H ₂₂ O ₂₂ M _r 782.53	HPLC-DAD with UV-Spectrum	10 mg 20 mg	175 325
	Quercetin Sophoretin, Meletin synthetic from Rutin Art. 3201.RS >99.0 % [117-39-5] C ₁₅ H ₁₀ O ₇ M _r 302.24	HPLC-DAD, TLC, ¹ H-NMR, ¹³ C-NMR - (with Interpretation), UV, IR, MS, Melting point, Elemental analysis	20 mg 50 mg 100 mg	220 315 520

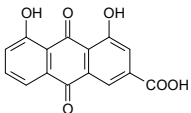
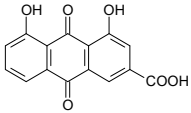
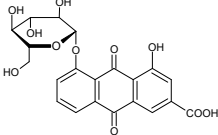
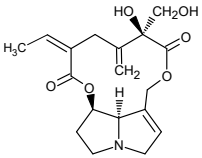
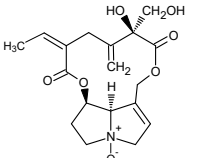
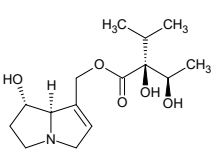
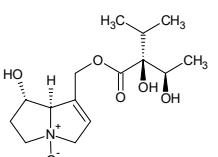
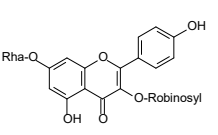
By ordering a single compound in the 5fold or 10fold quantity in one packing unit you will get a discount of 10 percent or 15 percent respectively.

Catalogue of Natural Compounds

Structure	Compound	Documents delivered	Quantity (unit)	Price [Euro]
	<p>Quercetin dihydrate Sophoretin, Meletin synthetic from Rutin</p> <p>Art. 3201.99 >99.0 % [6151-25-3] C₁₅H₁₀O₇ · 2H₂O M_r 338.27</p>	HPLC-DAD with UV-Spectrum	20 mg 50 mg 100 mg	95 175 300
	<p>Quercitrin Quercetin 3-rhamnoside, Quercitroside from Aesculus hippocastanum</p> <p>Art. 3253.RS >99.0 % [522-12-3] C₂₁H₂₀O₁₁ M_r 448.38</p>	HPLC-DAD (2 methods) TLC, ¹ H-NMR, ¹³ C- NMR - (with Interpretation), UV, IR, MS, Melting point	10 mg 20 mg 50 mg	225 355 685
	<p>Quercitrin Quercetin 3-rhamnoside, Quercitroside from Aesculus hippocastanum</p> <p>Art. 3253.99 >99.0 % [522-12-3] C₂₁H₂₀O₁₁ M_r 448.38</p>	HPLC-DAD with UV-Spectrum	10 mg 20 mg 50 mg	95 160 325
	<p>Retronecine Retronecin, Senecifolinene from Senecio retrorsus</p> <p>Art. 6282.95 >95.0 % [480-85-3] C₈H₁₃NO₂ M_r 155.19</p>	HPLC-DAD with UV-Spectrum	5 mg 10 mg	180 300
	<p>Retronecine N-oxide Senecifolinene N-oxide from Senecio retrorsus</p> <p>Art. 6285.97 >97.0 % [6870-33-3] C₈H₁₃NO₃ M_r 171.19</p>	HPLC-DAD with UV-Spectrum	5 mg 10 mg	220 390
	<p>Retrorsine 12,18-Dihydroxysenecionan-11,16-dione β-Longilobin; from Senecio retrorsus</p> <p>Art. 6203.98 >98.0 % [480-54-6] C₁₈H₂₅NO₆ M_r 351.40</p>	HPLC-DAD with UV-Spectrum	20 mg 50 mg	150 295
	<p>Retrorsine 12,18-Dihydroxysenecionan-11,16-dione β-Longilobin; from Senecio retrorsus</p> <p>Art. 6203.95 >95.0 % [480-54-6] C₁₈H₂₅NO₆ M_r 351.40</p>	HPLC-DAD with UV-Spectrum	100 mg 500 mg	235 645
	<p>Retrorsine N-oxide 12,18-Dihydroxysenecionan-11,16-dione 4-oxide from Senecio retrorsus</p> <p>Art. 6253.96 >96.0 % [15503-86-3] C₁₈H₂₅NO₇ M_r 367.40</p>	HPLC-DAD with UV-Spectrum	10 mg 20 mg	150 260

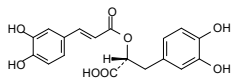
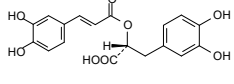
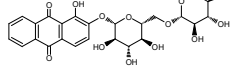
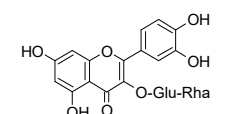
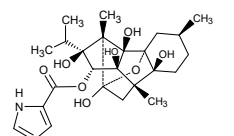
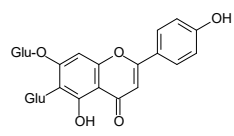
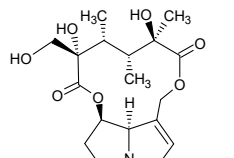
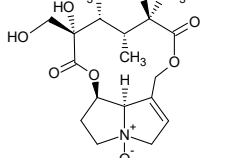
By ordering a single compound in the 5fold or 10fold quantity in one packing unit you will get a discount of 10 percent or 15 percent respectively.

Catalogue of Natural Compounds

Structure	Compound	Documents delivered	Quantity (unit)	Price [Euro]
	<p>Rhein Cassic acid, Crysazin 3-carboxylic acid from <i>Rheum palmatum</i></p> <p>Art. 3272.99 >99.0 % [478-43-3] C₁₅H₈O₆ M_r 284.23</p>	HPLC-DAD with UV-Spectrum	20 mg 50 mg 100 mg	100 230 420
	<p>Rhein Cassic acid, Crysazin 3-carboxylic acid from <i>Rheum palmatum</i></p> <p>Art. 3272.97 >97.0 % [478-43-3] C₁₅H₈O₆ M_r 284.23</p>	HPLC-DAD with UV-Spectrum	250 mg	175
	<p>Rhein-8-O-glucoside Rhein 8-glucoside, 8-Glucosylrhein from <i>Rheum palmatum</i></p> <p>Art. 3273.98 >98.0 % [34298-86-7] C₂₁H₁₈O₁₁ M_r 446.37</p>	HPLC-DAD with UV-Spectrum	10 mg 20 mg	155 260
	<p>Riddelliine Riddelliine, 18-Hydroxyseneciphylline from <i>Senecio riddellii</i></p> <p>Art. 6312.98 >98.0 % [23246-96-0] C₁₈H₂₃NO₆ M_r 349.38</p>	HPLC-DAD with UV-Spectrum	10 mg	190
	<p>Riddelliine N-oxide Riddelliine N-oxide from <i>Senecio riddellii</i></p> <p>Art. 6313.97 >97.0 % [75056-11-0] C₁₈H₂₃NO₇ M_r 365.38</p>	HPLC-DAD with UV-Spectrum	10 mg	210
	<p>Rinderine from <i>Cynoglossum officinale</i></p> <p>Art. 6310.95 >95.0 % [6029-84-1] C₁₅H₂₅NO₅ M_r 299.36</p>	HPLC-DAD with UV-Spectrum	5 mg	370
	<p>Rinderine N-oxide from <i>Cynoglossum officinale</i></p> <p>Art. 6311.95 >95.0 % [137821-16-0] C₁₅H₂₅NO₆ M_r 315.36</p>	HPLC-DAD with UV-Spectrum	5 mg	370
	<p>Robinin Kaempferol 3-robinoside 7-rhamnoside from <i>Pseudoacacia</i></p> <p>Art. 3326.98 >98.0 % [301-19-9] C₃₃H₄₀O₁₉ M_r 740.67</p>	HPLC-DAD with UV-Spectrum	10 mg 20 mg	145 229

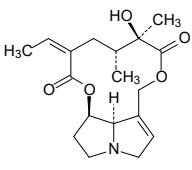
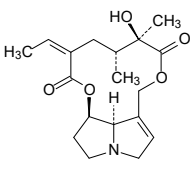
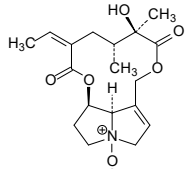
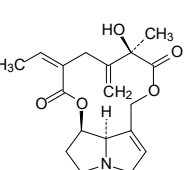
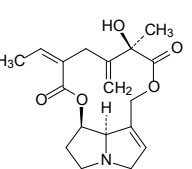
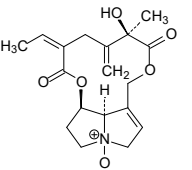
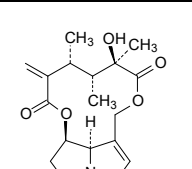
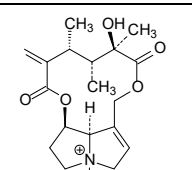
By ordering a single compound in the 5fold or 10fold quantity in one packing unit you will get a discount of 10 percent or 15 percent respectively.

Catalogue of Natural Compounds

Structure	Compound	Documents delivered	Quantity (unit)	Price [Euro]
	<p>Rosmarinic acid from <i>Rosmarinus officinalis</i></p> <p>Art. 6130.RS >99.0 % [20283-92-5] C₁₈H₁₆O₈ M_r 360.32</p>	HPLC-DAD, TLC ¹ H-NMR, ¹³ C-NMR - (with Interpretation), UV, IR, MS, Melting point, content of water, content	20 mg 50 mg	240 435
	<p>Rosmarinic acid from <i>Rosmarinus officinalis</i></p> <p>Art. 6130.99 >99.0 % [20283-92-5] C₁₈H₁₆O₈ M_r 360.32</p>	HPLC-DAD with UV-Spectrum	20 mg 50 mg	110 220
	<p>Ruberythric acid Alizarin-2-O-β-D-primveroside, Rubianic acid from <i>Rubia tinctorum</i></p> <p>Art. 3709.98 >98.0 % [152-84-1] C₂₅H₂₆O₁₃ M_r 534.47</p>	HPLC-DAD with UV-Spectrum	5 mg 10 mg	160 250
	<p>Rutin Rutioside, Quercetin 3-rutinoside, Sophorin from <i>Sophora japonica</i></p> <p>Art. 3256.99 >99.0 % [153-18-4] C₂₇H₃₀O₁₆ M_r 610.52</p>	HPLC-DAD with UV-Spectrum	50 mg 100 mg	120 200
	<p>Ryanodine Ryanodol-3-(1H-pyrrole-2-carboxylate) from <i>Ryania speciosa</i></p> <p>Art. 6290.98 >98.0 % [15662-33-6] C₂₅H₃₅NO₉ M_r 493.55</p>	HPLC-DAD with UV-Spectrum	1 mg 5 mg	105 395
	<p>Saponarin from <i>Saponaria officinalis</i></p> <p>Art. 3232.98 >98.0 % [20310-89-8] C₂₇H₃₀O₁₅ M_r 594.53</p>	HPLC-DAD with UV-Spectrum	10 mg 20 mg	170 280
	<p>Sceleratine from <i>Senecio retrorsus</i></p> <p>Art. 6229.97 >97.0 % [6190-25-6] C₁₈H₂₇NO₇ M_r 369.41</p>	HPLC-DAD with UV-Spectrum	10 mg	250
	<p>Sceleratine N-oxide from <i>Senecio retrorsus</i></p> <p>Art. 6230.97 >97.0 % [103184-92-5] C₁₈H₂₇NO₈ M_r 385.41</p>	HPLC-DAD with UV-Spectrum	10 mg	250

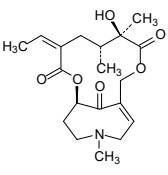
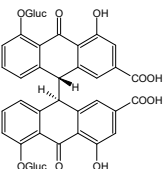
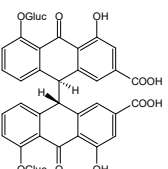
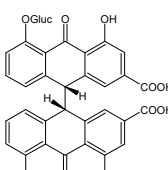
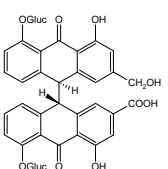
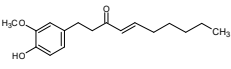
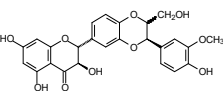
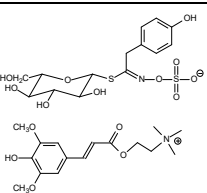
By ordering a single compound in the 5fold or 10fold quantity in one packing unit you will get a discount of 10 percent or 15 percent respectively.

Catalogue of Natural Compounds

Structure	Compound	Documents delivered	Quantity (unit)	Price [Euro]
	<p>Senecionine Aureine, 12-Hydroxysenecionan-11,16-dione from <i>Senecio vulgaris</i></p> <p>Art. 6202.RS >99.0 % [130-01-8] C₁₈H₂₅NO₅ M_r 335.39</p>	HPLC-DAD, GC-MS TLC, ¹ H-NMR, ¹³ C-NMR - (with Interpretation), UV, IR, MS, Melting point	20 mg 50 mg	290 600
	<p>Senecionine Aureine, 12-Hydroxysenecionan-11,16-dione from <i>Senecio vulgaris</i></p> <p>Art. 6202.99 >99.0 % [130-01-8] C₁₈H₂₅NO₅ M_r 335.39</p>	HPLC-DAD with UV-Spectrum	10 mg 20 mg	145 225
	<p>Senecionine N-oxide 12-Hydroxysenecionan-11,16-dione 4-oxide from <i>Senecio vulgaris</i></p> <p>Art. 6252.97 >97.0 % [13268-67-2] C₁₈H₂₅NO₆ M_r 351.39</p>	HPLC-DAD with UV-Spectrum	10 mg	230
	<p>Seneciphylline Jacodine, α-Longilobine from <i>Senecio vulgaris</i></p> <p>Art. 6201.RS >99.0 % [480-81-9] C₁₈H₂₃NO₅ M_r 333.38</p>	HPLC-DAD, GC-MS, TLC, ¹ H-NMR, ¹³ C-NMR - (with Interpretation), UV, IR, MS, Melting point	20 mg 50 mg	325 698
	<p>Seneciphylline Jacodine, α-Longilobine from <i>Senecio vulgaris</i></p> <p>Art. 6201.99 >99.0 % [480-81-9] C₁₈H₂₃NO₅ M_r 333.38</p>	HPLC-DAD with UV-Spectrum	10 mg 20 mg	155 272
	<p>Seneciphylline N-oxide from <i>Senecio vulgaris</i></p> <p>Art. 6251.97 >97.0 % [38710-26-8] C₁₈H₂₃NO₆ M_r 349.37</p>	HPLC-DAD with UV-Spectrum	10 mg	258
	<p>Senecivernine from <i>Senecio inaequidens</i></p> <p>Art. 6206.95 >95.0 % [72755-25-0] C₁₈H₂₅NO₅ M_r 335.39</p>	HPLC-DAD with UV-Spectrum	5 mg 10 mg	156 278
	<p>Senecivernine N-oxide from <i>Senecio inaequidens</i></p> <p>Art. 6220.95 >95.0 % [101687-28-9] C₁₈H₂₅NO₆ M_r 351.39</p>	HPLC-DAD with UV-Spectrum	5 mg 10 mg	166 300

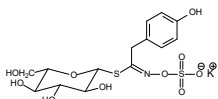
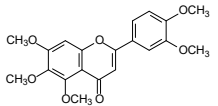
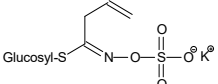
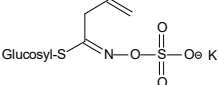
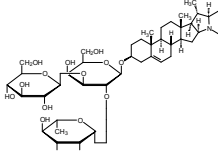
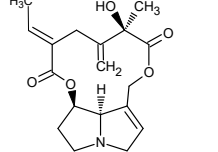
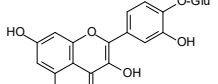
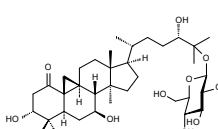
By ordering a single compound in the 5fold or 10fold quantity in one packing unit you will get a discount of 10 percent or 15 percent respectively.

Catalogue of Natural Compounds

Structure	Compound	Documents delivered	Quantity (unit)	Price [Euro]
	<p>Senkirkin Senkirkinine, Renardine from <i>Tussilago farfara</i></p> <p>Art. 6205.95 >95.0 % [2318-18-5] C₁₉H₂₇NO₆ M_r 365.43</p>	HPLC-DAD with UV-Spectrum	10 mg 20 mg	195 360
	<p>Sennoside A from <i>Cassia angustifolia</i></p> <p>Art. 3280.98 >98.0 % [81-27-6] C₄₂H₃₈O₂₀ M_r 862.72</p>	HPLC-DAD with UV-Spectrum	10 mg 20 mg 50 mg	105 140 288
	<p>Sennoside A1 Sennoside G, Sennoside A' from <i>Cassia angustifolia</i></p> <p>Art. 3282.95 >95.0 % [66575-30-2] C₄₂H₃₈O₂₀ M_r 862.72</p>	HPLC-DAD with UV-Spectrum	10 mg 20 mg	170 242
	<p>Sennoside B from <i>Cassia angustifolia</i></p> <p>Art. 3281.98 >98.0 % [128-57-4] C₄₂H₃₈O₂₀ M_r 862.72</p>	HPLC-DAD with UV-Spectrum	10 mg 20 mg 50 mg	105 140 288
	<p>Sennoside C from <i>Cassia angustifolia</i></p> <p>Art. 3286.95 >95.0 % [37271-16-2] C₄₂H₄₀O₁₉ M_r 848.76</p>	HPLC-DAD with UV-Spectrum	10 mg	168
	<p>[6]-Shogaol 1-(4-Hydroxy-3-methoxyphenyl)-4-decen-3-one from <i>Zingiber officinale</i></p> <p>Art. 4310.96 >96.0 % [555-66-8] C₁₇H₂₄O₃ M_r 276.37</p>	HPLC-DAD with UV-Spectrum	10 mg	155
	<p>Silybin Diastereomeric mixture of Silybin A and B Silibinin, Silymarin I from <i>Silybum marianum</i></p> <p>Art. 3215.98 >98.0 % [22888-70-6] or [36804-17-8] C₂₅H₂₂O₁₀ M_r 482.44</p>	HPLC-DAD with UV-Spectrum	20 mg 50 mg	102 214
	<p>Sinalbin Sinapine glucosinalbate from <i>Sinapis alba</i></p> <p>Art. 3409.99 >99.0 % [20196-67-2] C₃₀H₄₂N₂O₁₅S₂ M_r 734.79</p>	HPLC-DAD with UV-Spectrum	20 mg 50 mg	130 240

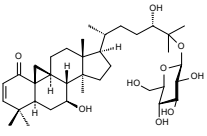
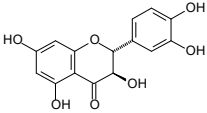
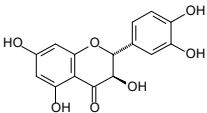
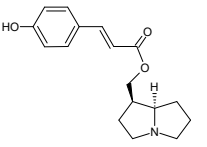
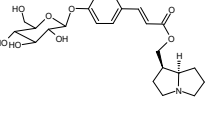
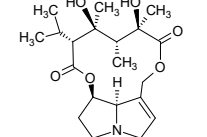
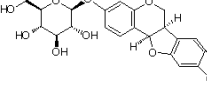
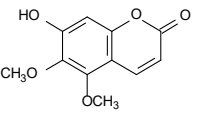
By ordering a single compound in the 5fold or 10fold quantity in one packing unit you will get a discount of 10 percent or 15 percent respectively.

Catalogue of Natural Compounds

Structure	Compound	Documents delivered	Quantity (unit)	Price [Euro]
	<p>Sinalbin Potassium salt Glucosinalbin Potassium salt from <i>Sinapis alba</i></p> <p>Art. 3410.97 >97.0 % [16411-05-5] C₁₄H₁₈NO₁₀S₂K M_r 463.52</p>	HPLC-DAD with UV-Spectrum	20 mg 50 mg	134 260
	<p>Sinensetin 3',4',5,6,7-Pentamethoxyflavone from <i>Orthosiphon stamineus</i></p> <p>Art. 3263.98 >98.0 % [2306-27-6] C₂₀H₂₀O₇ M_r 372.38</p>	HPLC-DAD with UV-Spectrum	10 mg 20 mg	144 252
	<p>Sinigrin Monohydrate Sinigrinside, Allylglucosinolate, Potassium myronate from <i>Sinapis nigra</i></p> <p>Art. 3401.99 >99.0 % [3952-98-5] C₁₀H₁₆KNO₉S₂·H₂O M_r 415.48</p>	HPLC-DAD with UV-Spectrum	50 mg	134
	<p>Sinigrin Monohydrate Sinigrinside, Allylglucosinolate, Potassium myronate from <i>Sinapis nigra</i></p> <p>Art. 3401.97 >97.0 % [3952-98-5] C₁₀H₁₆KNO₉S₂·H₂O M_r 415.48</p>	HPLC-DAD with UV-Spectrum	1 g	210
	<p>α-Solanine Solatanine from <i>Solanum tuberosum</i></p> <p>Art. 6207.98 >98.0 % [20562-02-1] C₄₅H₇₃NO₁₅ M_r 868.4</p>	HPLC-DAD with UV-Spectrum	20 mg 50 mg	110 173 345
	<p>Spartioidine (15E)-Seneciphyllin from <i>Senecio jacobea</i></p> <p>Art. 6314.95 >95.0 % [520-59-2] C₁₈H₂₃NO₅ M_r 333.38</p>	HPLC-DAD with UV-Spectrum	5 mg	400
	<p>Spiraeoside Quercetin 4'-glucoside from <i>Filipendula ulmaria</i></p> <p>Art. 3257.98 >98.0 % [20229-56-5] C₂₁H₂₀O₁₂ M_r 464.38</p>	HPLC-DAD with UV-Spectrum	10 mg 20 mg	129 225
	<p>Sutherlandioside B from <i>Sutherlandia frutescens</i></p> <p>Art. 5170.98 >98.0 % [1055329-47-9] C₃₆H₆₀O₁₀ M_r 652.87</p>	HPLC-DAD with UV-Spectrum	10 mg 20 mg	161 286

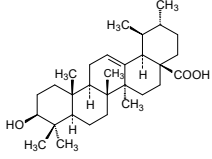
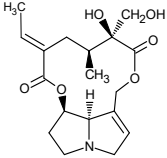
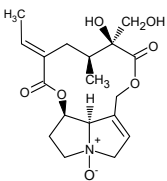
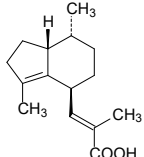
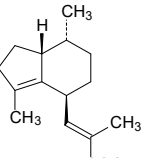
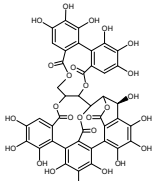
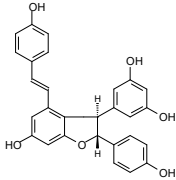
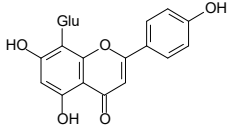
By ordering a single compound in the 5fold or 10fold quantity in one packing unit you will get a discount of 10 percent or 15 percent respectively.

Catalogue of Natural Compounds

Structure	Compound	Documents delivered	Quantity (unit)	Price [Euro]
	<p>Sutherlandioside D from <i>Sutherlandia frutescens</i></p> <p>Art. 5171.95 >95.0 % [1055329-49-1] C₃₆H₅₈O₉ M_r 634.84</p>	HPLC-DAD with UV-Spectrum	10 mg 20 mg	172 296
	<p>(+)-Taxifolin Dihydroquercetin, Distylin from <i>Pseudozuga menziesii</i></p> <p>Art. 3211.RS >99.0 % [480-18-2] C₁₅H₁₂O₇ M_r 304.24</p>	HPLC-DAD, TLC, ¹ H-NMR, ¹³ C-NMR - (with Interpretation), UV, IR, MS, Melting point	20 mg 50 mg 100 mg	228 325 685
	<p>(+)-Taxifolin Dihydroquercetin, Distylin from <i>Pseudozuga menziesii</i></p> <p>Art. 3211.99 >99.0 % [480-18-2] C₁₅H₁₂O₇ M_r 304.24</p>	HPLC-DAD with UV-Spectrum	20 mg 50 mg 100 mg	110 255 460
	<p>Thesinine 4-Hydroxycinnamoyloxy-1-methylpyrrolizidine from <i>Borago officinalis</i></p> <p>Art.-Nr. 6327.97 >97.0 % [488-02-8] C₁₇H₂₁NO₃ M_r 287.35</p>	HPLC-DAD with UV-Spectrum	5 mg 1 mg	800 250
	<p>Thesinine 4'-O-glucoside from <i>Borago officinalis</i></p> <p>Art. 6328.97 >97.0 % [460730-79-4] C₂₃H₃₁NO₈ M_r 449.49</p>	HPLC-DAD with UV-Spectrum	5 mg	600
	<p>Trichodesmine from <i>Crotalaria spec.</i></p> <p>Art. 6322.98 >98.0 % [548-90-3] C₁₈H₂₇NO₆ M_r 353.41</p>	HPLC-DAD with UV-Spectrum	5 mg 10 mg	185 330
	<p>Trifolirhizin from <i>Baptisia tinctoria</i></p> <p>Art. 3225.96 >96.0 % [6807-83-6] C₂₂H₂₂O₁₀ M_r 446.40</p>	HPLC-DAD with UV-Spectrum	10 mg 20 mg	100 152
	<p>Umckalin 7-Hydroxy-5,6-dimethoxycoumarin from <i>Pelargonium sidoides</i></p> <p>Art. 3501.99 >99.0 % [43053-62-9] C₁₁H₁₀O₅ M_r 222.19</p>	HPLC-DAD with UV-Spectrum	5 mg 10 mg 20 mg	135 226 400

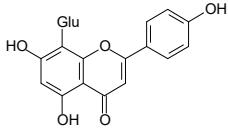
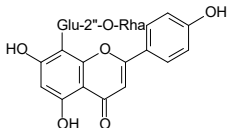
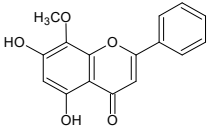
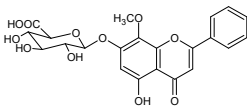
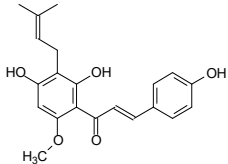
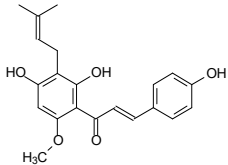
By ordering a single compound in the 5fold or 10fold quantity in one packing unit you will get a discount of 10 percent or 15 percent respectively.

Catalogue of Natural Compounds

Structure	Compound	Documents delivered	Quantity (unit)	Price [Euro]
	<p>Ursolic acid (3β)-3-Hydroxy-12-ursen-28-oic acid from <i>Arctostaphylos uva ursi</i></p> <p>Art. 5121.99 >99.0 % [77-52-1] C₃₀H₄₈O₃ M_r 456.71</p>	HPLC-DAD with UV-Spectrum	20 mg 50 mg	100 200
	<p>Usaramine (15E)-Retrorsine, Usaramine, Mucronatine from <i>Senecio retrorsus</i></p> <p>Art. 6315.96 >96.0 % [15503-87-4] C₁₈H₂₅NO₆ M_r 351.40</p>	HPLC-DAD with UV-Spectrum	10 mg	220
	<p>Usaramine N-oxide (15E)-Retrorsine N-oxide from <i>Senecio retrorsus</i></p> <p>Art. 6316.96 >96.0 % [117020-54-9] C₁₈H₂₅NO₇ M_r 367.40</p>	HPLC-DAD with UV-Spectrum	10 mg	220
	<p>Valericic acid from <i>Valeriana officinalis</i></p> <p>Art. 4400.RS >99.0 % [3569-10-6] C₁₅H₂₂O₂ M_r 234.34</p>	HPLC-DAD (2 methods), TLC (2 methods), ¹ H-NMR, ¹³ C-NMR - (with Interpretation), UV, IR, MS, Melting point, Elemental analysis,	25 mg 50 mg 100 mg	315 500 845
	<p>Valericic acid from <i>Valeriana officinalis</i></p> <p>Art. 4400.99 >99.0 % [3569-10-6] C₁₅H₂₂O₂ M_r 234.34</p>	HPLC-DAD with UV-Spectrum	10 mg 25 mg 50 mg 100 mg	100 200 345 615
	<p>Verbascoside see Acteoside</p>			
	<p>Vescalagin from <i>Castanea sativa</i></p> <p>Art. 3312.96 >96.0 % [36001-47-5] C₄₁H₂₆O₂₆ M_r 934.63</p>	HPLC-DAD with UV-Spectrum	10 mg 20 mg	200 374
	<p>ε-Viniferin trans-epsilon-Viniferin, (-)-ε-Viniferin from <i>Vitis vinifera</i></p> <p>Art. 3350.98 >98.0 % [62218-08-0] C₂₈H₂₂O₆ M_r 454.48</p>	HPLC-DAD with UV-Spectrum	10 mg 20 mg 50 mg	145 250 530
	<p>Vitexin 8-Glucosylapigenin, Orientoside from <i>Crataegus monogyna</i></p> <p>Art. 3234.RS >99.0 % [3681-93-4] C₂₁H₂₀O₁₀ M_r 432.38</p>	HPLC-DAD, TLC, ¹ H-NMR, ¹³ C-NMR - (with Interpretation), UV, IR, MS, Melting point	10 mg	290

By ordering a single compound in the 5fold or 10fold quantity in one packing unit you will get a discount of 10 percent or 15 percent respectively.

Catalogue of Natural Compounds

Structure	Compound	Documents delivered	Quantity (unit)	Price [Euro]
	Vitexin 8-Glucosylapigenin, Orientoside from <i>Crataegus monogyna</i> Art. 3234.99 >99.0 % [3681-93-4] C ₂₁ H ₂₀ O ₁₀ M _r 432.38	HPLC-DAD with UV-Spectrum	5 mg 10 mg	105 155
	Vitexin-2''-O-rhamnoside from <i>Crataegus monogyna</i> Art. 3236.99 >99.0 % [64820-99-1] C ₂₇ H ₃₀ O ₁₄ M _r 578.53	HPLC-DAD with UV-Spectrum	10 mg 20 mg	105 183
	Wogonin 5,7-Dihydroxy-8-methoxyflavone from <i>Scutellaria baicalensis</i> Art. 3213.97 >97.0 % [632-85-9] C ₁₆ H ₁₂ O ₅ M _r 284.27	HPLC-DAD with UV-Spectrum	10 mg 20 mg	100 178
	Wogonoside Wogonin-7-β-D-glucopyranosiduronic acid Wogonin 7-glucuronide, Oroxindin from <i>Scutellaria baicalensis</i> Art. 3214.97 >97.0 % [51059-44-0] C ₂₂ H ₂₀ O ₁₁ M _r 460.39	HPLC-DAD with UV-Spectrum	10 mg 20 mg	160 277
	Xanthohumol from <i>Humulus lupulus</i> Art. 3324.RS >99.0 % [6754-58-1] or [569-83-5] C ₂₁ H ₂₂ O ₅ M _r 354.40	HPLC-DAD, TLC ¹ H-NMR, ¹³ C-NMR - (with Interpretation), UV, IR, MS, Melting point, content of water, content of residual solvents	20 mg 50 mg	310 580
	Xanthohumol from <i>Humulus lupulus</i> Art. 3324.99 >99.0 % [6754-58-1] or [569-83-5] C ₂₁ H ₂₂ O ₅ M _r 354.40	HPLC-DAD with UV-Spectrum	10 mg 20 mg 50 mg	120 175 355

If you are interested in substances not listed above we will check the producibility and would be pleased to send you an individual offer.

Please pay attention to the following information:

Update

The catalogue may be updated several times a year.

You can keep you informed about the actual version by visiting our website at www.phytoplan.de or by ordering a hardcopy per e-Mail: phytoplan@t-online.de.

Delivery time

Depending on the country abroad the delivery time will be 2-5 days. The promised delivery time is listed in the order confirmation. In case of ordering greater quantities there may be longer terms of delivery of about 2-5 weeks. But we will keep you informed in any case if there is a delay in supply.

Discount

By ordering a single unit of the 5fold or 10fold quantity with respect to the greatest quantity listed we give you a discount of 10 percent or 15 percent respectively. If you are interested in bulk quantities we always will make you a special offer.

Shipment costs

The actual shipment costs are outlined in the order confirmation.

Payment conditions

Sale against payment in advance

by Wire Transfer -toll free- to the following account:

PHYTOPLAN Diehm & Neuberger GmbH

Heidelberger Volksbank eG (Bank code 67 29 00 00) Account No. 22 59 06 77

Kurfürstenanlage 8, D-69115 Heidelberg, Germany

For international wire transfers:


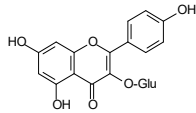
BIC: GENODE61HD1


IBAN: DE67 6729 0000 0022590677


VAT ID: DE190955227


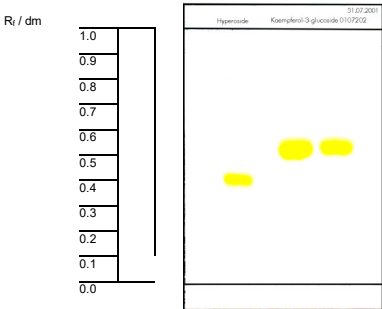
In case of order please indicate the substance, quality, item number and quantity you want to order. At least please send us the detailed shipping address inclusive postal code and the telephone number of a contact person.

**Certificate of Analysis using the example of the reference substance
Kaempferol-3-glucoside, Art. 3242.RS**

 <p>PHYTOPLAN Diehm & Neuberger GmbH Im Neuenheimer Feld 519 D-69120 Heidelberg Tel.: 0 62 2140 13 47 Fax: 0 62 2143 76 64</p>		<p>CERTIFICATE OF ANALYSIS</p> <p>Date: 31.07.2001 CA-No.: 1051/1</p> <p>Product name: Kaempferol-3-glucoside</p>	
<p>Basic data</p> <p>Denotation: Kaempferol-3-glucoside Batch No.: 0107202 CAS-No.: [480-10-4] Formula: C₂₁H₂₀O₁₁ Molecular weight: 448,39 Storage temperature: 4 °C Source: Aesculus hippocastanum Stable until: July 2004 Last purity control: July 2003 Date of manufacture: July 2001 Article No.: 3242.RS</p>		<p>Molecular formula</p> 	
<p>DETERMINATION</p> <p>Properties Appearance: yellow needles Solubility: soluble in hot methanol, low soluble in water</p> <p>Identity Melting point: 165-175 °C (methanol/water) NMR*^{1H}: accordant to reference spectrum ^{13C}: accordant to reference spectrum IR*: consistent with structure UV*: accordant to reference spectrum λ_{max} [nm] = 348, 265 ± 2 log ε_{max} = 4.20, 4.32 ± 0.05 molecular ion peak at m/z 449 [M+H]⁺</p> <p>Purity FAB-MS*: TLC*: 1 band HPLC*: content of impurities at 254 nm: < 1.0 % at spectrum max plot: < 1.0 %</p> <p>Assay HPLC: 99.0 % at 254 nm, Spectrum Max Plot</p>		<p>RESULT</p> <p>conforms conforms</p> <p>168-170 °C; conforms conforms conforms conforms</p> <p>λ_{max} [nm] = 349,38; 265,52 log ε_{max} 4,21, 4,31 peak at m/z 449; conforms</p> <p>1 band; conforms 0.49 %; conforms 0.64 %; conforms</p> <p>99.51, 99.36 %; conforms</p>	
<p>Result: The product meets the requirements</p> <p>Dr. M. Diehm (Quality Control)</p>			

 <p>PHYTOPLAN Diehm & Neuberger GmbH Im Neuenheimer Feld 519 D-69120 Heidelberg Tel.: 0 62 2140 13 47 Fax: 0 62 2143 76 64</p>		<p>Analytical Report to the Certificate of Analysis (CA)</p> <p>Kaempferol-3-glucoside</p> <p>Batch No.: 0107202</p>																											
<p>CA-No.: 1051/1 Date: 31.07.2001 Page: 1 of 15</p>		<p>Table of contents</p> <table border="1"> <thead> <tr> <th></th> <th>page</th> </tr> </thead> <tbody> <tr><td>1. Manufacturing Procedure</td><td>2</td></tr> <tr><td>2. Characteristics</td><td>2</td></tr> <tr><td>3. Melting Point</td><td>2</td></tr> <tr><td>4. TLC-Analysis</td><td>3</td></tr> <tr><td>5. HPLC-Analysis</td><td>4</td></tr> <tr><td>6. ¹H-NMR-Spectrum</td><td>6</td></tr> <tr><td>7. ¹³C-NMR-Spectrum</td><td>9</td></tr> <tr><td>8. FT-IR-Spectrum</td><td>11</td></tr> <tr><td>9. UV-VIS-Spectrum</td><td>12</td></tr> <tr><td>10. FAB⁺-MASS Spectrum</td><td>13</td></tr> <tr><td>11. Instrumentation</td><td>14</td></tr> <tr><td>12. References</td><td>15</td></tr> </tbody> </table>			page	1. Manufacturing Procedure	2	2. Characteristics	2	3. Melting Point	2	4. TLC-Analysis	3	5. HPLC-Analysis	4	6. ¹ H-NMR-Spectrum	6	7. ¹³ C-NMR-Spectrum	9	8. FT-IR-Spectrum	11	9. UV-VIS-Spectrum	12	10. FAB ⁺ -MASS Spectrum	13	11. Instrumentation	14	12. References	15
	page																												
1. Manufacturing Procedure	2																												
2. Characteristics	2																												
3. Melting Point	2																												
4. TLC-Analysis	3																												
5. HPLC-Analysis	4																												
6. ¹ H-NMR-Spectrum	6																												
7. ¹³ C-NMR-Spectrum	9																												
8. FT-IR-Spectrum	11																												
9. UV-VIS-Spectrum	12																												
10. FAB ⁺ -MASS Spectrum	13																												
11. Instrumentation	14																												
12. References	15																												

 <p>PHYTOPLAN Diehm & Neuberger GmbH Im Neuenheimer Feld 519 D-69120 Heidelberg Tel.: 0 62 2140 13 47 Fax: 0 62 2143 76 64</p>		<p>Analytical Report to the Certificate of Analysis (CA)</p> <p>Kaempferol-3-glucoside</p> <p>Batch No.: 0107202</p>	
<p>CA-No.: 1051/1 Date: 31.07.2001 Page: 2 of 15</p>		<p>1. Manufacturing Procedure</p> <p>Kaempferol-3-glucoside was isolated from the blooms of aesculus hippocastanum by an extraction process with methanol and ethyl acetate. A pure product was obtained by preparative column chromatography on an RP18-phase with methanol / water as eluent. The substance was crystallized from methanol / water (9:1) and dried at 40 °C / 10 mbar over a period of 24 hours.</p> <p>2. Characteristics</p> <p>Kaempferol-3-glucoside is stable to moisture and air and has only low tendency to be hydrolysed or to be oxidized. No hygroscopy was observed. In order to prevent any decomposition it should be stored at a dry place in a refrigerator.</p> <p>3. Melting Point</p> <p>Found: 168-170 °C (water / methanol 9:1) Ref.^[1]: 177-178 °C (methanol)</p>	

 <p>PHYTOPLAN Diehm & Neuberger GmbH Im Neuenheimer Feld 519 D-69120 Heidelberg Tel.: 0 62 2140 13 47 Fax: 0 62 2143 76 64</p>		<p>Analytical Report to the Certificate of Analysis (CA)</p> <p>Kaempferol-3-glucoside</p> <p>Batch No.: 0107202</p>	
<p>CA-No.: 1051/1 Date: 31.07.2001 Page: 3 of 15</p>		<p>4. TLC-Analysis</p> <p>Parameters Stationary phase: Silica gel 60 F₂₅₄, 0.20 mm thickness (Art.-No. 1.05554, Merck, Darmstadt, Ger.) Mobile phase: Ethyl acetate / Formic acid / Water (20/2/3; v/v/v) Sample solvent: Methanol Development length: 10 cm Retention factor: R_f = 0.54 (chamber saturation) Detection: UV₂₅₄, Diphenylboryloxyethylamine (Naturstoffreagenz A), 10 % in ethanol, after drying spraying with macrogel 400 / 10 min. at 110 °C; visualized at UV₃₆₅ Applied quantities: 20, 10 µg Chromatogram: 1 spot with one very weak impurity below at R_f = 0.49 (UV₃₆₅) Reference: Hyperoside</p>	
<p>TLC-Chromatogram (1:1)</p>  <p>R_f / dm</p> <p>1.0 0.9 0.8 0.7 0.6 0.5 0.4 0.3 0.2 0.1 0.0</p> <p>Trace 1: Hyperoside Trace 2 + 3: Kaempferol-3-glucoside, 20 µg, 10 µg; after spraying with Naturstoffreagenz A</p>		<p>31.07.2001 Kaempferol-3-glucoside 0107202</p>	

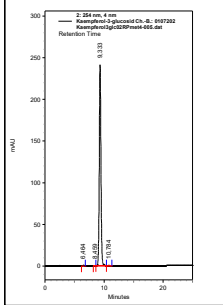
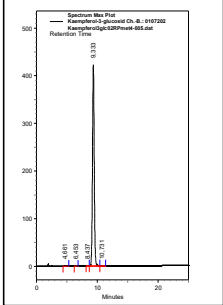
**Certificate of Analysis using the example of the reference substance
Kaempferol-3-glucoside, Art. 3242.RS**

<p>PHYTOPLAN[®] Pflanzliche Wirkstoffe und Analytik</p>	<p>PHYTOPLAN Dielm & Neuberger GmbH Im Neuenheimer Feld 519 D-69120 Heidelberg Tel.: 0 62 2140 13 47 Fax: 0 62 2143 76 64</p>
---	---

Analytical Report to the Certificate of Analysis (CA) CA-No.: 1051/1
Date: 31.07.2001
Batch No.: 0107202 Page: 4 of 15

Kaempferol-3-glucoside

5. HPLC-Analysis
Column Typ: Eurospher 100-5 C18, 250 x 4 mm with integrated precolumn 5 x 4 mm
Sample solvent: Methanol
Mobile phase: Methanol/Acetonitril/Orthophosphoric acid pH 2.5 (34/10/56, v/v/v)
Detection: DAD, 210-450 nm
Injection vol.: 5 µL, c = 0.5 mg/mL
Flow rate: 1.00 mL/min.
Temperature: 20 °C

Pk #	Retention Time	Area	Area Percent	Capacity factor	Lambda Max
1	6.464	8515	0.18	2.23	257
2	8.459	5169	0.11	3.23	212
3	9.333	472606	99.51	3.67	265
4	10.784	9453	0.20	4.39	214
Totals					
		4749197	100.00		

Pk #	Retention Time	Area	Area Percent	Capacity factor	Lambda Max
1	6.443	7671	0.13	2.22	257
2	8.448	6651	0.11	3.22	265
3	9.333	6021564	99.62	3.67	265
4	10.752	8753	0.14	4.38	212
Totals					
		6044639	100.00		

<p>PHYTOPLAN[®] Pflanzliche Wirkstoffe und Analytik</p>	<p>PHYTOPLAN Dielm & Neuberger GmbH Im Neuenheimer Feld 519 D-69120 Heidelberg Tel.: 0 62 2140 13 47 Fax: 0 62 2143 76 64</p>
---	---

Analytical Report to the Certificate of Analysis (CA) CA-No.: 1051/1
Date: 31.07.2001
Batch No.: 0107202 Page: 5 of 15

Kaempferol-3-glucoside

4: 355 nm, 4 nm

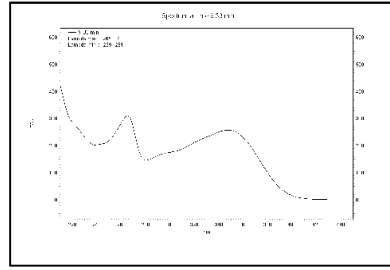
Pk #	Retention Time	Area	Area Percent	Capacity factor	Lambda Max
1	6.453	7052	0.14	2.23	259
2	8.448	5566	0.11	3.22	211
3	9.333	4861505	99.57	3.67	265
4	10.752	8572	0.18	4.38	212
Totals					
		4882895	100.00		

Spectrum Max Plot¹⁾

Pk #	Retention Time	Area	Area Percent	Capacity factor	Lambda Max
1	4.661	11299	0.14	1.33	217
2	6.453	14319	0.17	2.23	252
3	8.437	9885	0.12	3.22	213
4	9.333	8295465	99.36	3.67	265
5	10.731	18038	0.22	4.37	217
Totals					
		8349006	100.00		

¹⁾ A Spectrum Max Plot is a chromatogram with each point plotted at its maximum absorbance, within the detection range. This plot gives an indication of the appearance of the chromatogram when the wavelengths are optimized for each peak.

DAD UV-spectrum



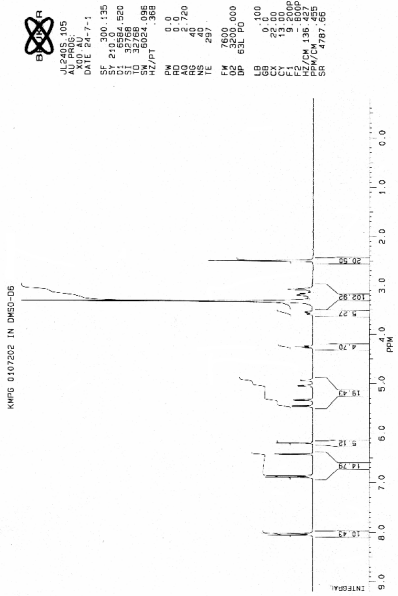
The UV-spectrum recorded with HPLC-DAD at time 9.33 min. is consistent with the UV-spectrum of the isolated substance.

<p>PHYTOPLAN[®] Pflanzliche Wirkstoffe und Analytik</p>	<p>PHYTOPLAN Dielm & Neuberger GmbH Im Neuenheimer Feld 519 D-69120 Heidelberg Tel.: 0 62 2140 13 47 Fax: 0 62 2143 76 64</p>
---	---

Analytical Report to the Certificate of Analysis (CA) CA-No.: 1051/1
Date: 31.07.2001
Batch No.: 0107202 Page: 6 of 15

Kaempferol-3-glucoside

6. ¹H-NMR-Spectrum
300 MHz, 297 K, solvent: DMSO-d₆



<p>PHYTOPLAN[®] Pflanzliche Wirkstoffe und Analytik</p>	<p>PHYTOPLAN Dielm & Neuberger GmbH Im Neuenheimer Feld 519 D-69120 Heidelberg Tel.: 0 62 2140 13 47 Fax: 0 62 2143 76 64</p>
---	---

Analytical Report to the Certificate of Analysis (CA) CA-No.: 1051/1
Date: 31.07.2001
Batch No.: 0107202 Page: 7 of 15

Kaempferol-3-glucoside

¹H-NMR-Spectrum

Peak List

Peak no	Point	ppm	Frequency (Hz)	Height
1	5562	12.615	3786.298	31.957
2	13010	8.053	2417.001	20.849
3	13020	8.047	2416.231	8.195
4	13030	8.041	2413.433	1.877
5	13058	8.024	2408.226	22.744
6	13072	8.015	2405.679	2.719
7	14898	6.897	2069.924	21.729
8	14920	6.883	2065.969	1.733
9	14948	6.866	2060.671	21.903
10	15652	6.435	1931.239	16.198
11	15662	6.429	1929.564	14.782
12	16020	6.209	1863.668	16.893
13	16032	6.202	1861.490	15.884
14	17226	5.470	1641.880	9.302
15	17264	5.447	1634.924	9.091
16	17434	5.343	1603.761	7.577
17	17458	5.329	1599.297	7.794
18	17906	5.054	1517.011	5.768
19	17930	5.039	1512.515	5.966
20	18084	4.945	1484.314	4.300
21	19190	4.274	1282.791	3.266
22	19210	4.256	1277.284	6.010
23	19240	4.237	1271.781	3.033
24	20294	3.591	1077.920	2.900
25	20320	3.576	1073.166	3.168
26	20352	3.556	1067.300	3.658
27	20382	3.538	1061.774	3.624
28	20888	3.228	968.804	1.514
29	20914	3.212	963.891	3.200
30	20934	3.199	960.206	5.344
31	20954	3.188	956.681	4.687
32	20970	3.178	953.711	3.822
33	20994	3.163	949.200	3.991
34	21128	3.080	924.523	9.123

**Certificate of Analysis using the example of the reference substance
Kaempferol-3-glucoside, Art. 3242.RS**

<p>PHYTOPLAN[®] Pflanzliche Wirkstoffe und Analytik</p>	PHYTOPLAN Diehm & Neuberger GmbH Im Neuenheimer Feld 519 D-69120 Heidelberg Tel.: 0 62 2140 13 47 Fax: 0 62 2143 76 64
---	--

Analytical Report to the Certificate of Analysis (CA) CA-No.: 1051/1
 Date: 31.07.2001
 Page: 8 of 15

Kaempferol-3-glucoside
 Batch No.: 0107202

¹H-NMR-Spectrum
 300 MHz, 297 K, solvent: DMSO-d₆

Assignment of the signals
 [500 MHz, solvent: CDCl₃, temperature: 303 K]

Assignment of the signals

Proton at C-Atom	Chemical shift	Comparison data ^[1]	Solvent-signals, OH-signals
6	6.21, d (2.0 Hz)	6.21, d (2.0 Hz)	2.50 (DMSO)
8	6.43, d (2.0 Hz)	6.44, d (2.0 Hz)	3.33 (water signal of the solvent)
2"	8.04, d (8.8 Hz)	8.04, d (8.8 Hz)	
3"	6.88, d (9.4 Hz)	6.88, d (8.8 Hz)	5.33, 5.04, 4.93, 4.25 (OH-signals), 12.62 (OH-O hydrogen bridge)
5"	6.88, d (9.4 Hz)	6.88, d (8.8 Hz)	
6"	8.04, d (8.8 Hz)	8.04, d (8.8 Hz)	
1"	5.46, d (7.3 Hz)	5.45, d (7.4 Hz)	
2"	3.08-3.19 m	no data cited	
3"	3.08-3.19 m		
4"	3.08-3.19 m		
5"	3.08-3.19 m		
6"A	3.08-3.19 m		
6"B	3.55, dd (5.0 Hz, 11.5 Hz)		

The assignment was performed with the help of the data given in Ref.^[1].

<p>PHYTOPLAN[®] Pflanzliche Wirkstoffe und Analytik</p>	PHYTOPLAN Diehm & Neuberger GmbH Im Neuenheimer Feld 519 D-69120 Heidelberg Tel.: 0 62 2140 13 47 Fax: 0 62 2143 76 64
---	--

Analytical Report to the Certificate of Analysis (CA) CA-No.: 1051/1
 Date: 31.07.2001
 Page: 9 of 15

Kaempferol-3-glucoside
 Batch No.: 0107202

¹³C-NMR-Spectrum
 75 MHz, 297 K, solvent: DMSO-d₆

<p>PHYTOPLAN[®] Pflanzliche Wirkstoffe und Analytik</p>	PHYTOPLAN Diehm & Neuberger GmbH Im Neuenheimer Feld 519 D-69120 Heidelberg Tel.: 0 62 2140 13 47 Fax: 0 62 2143 76 64
---	--

Analytical Report to the Certificate of Analysis (CA) CA-No.: 1051/1
 Date: 31.07.2001
 Page: 10 of 15

Kaempferol-3-glucoside
 Batch No.: 0107202

¹³C-NMR-Spectrum
 75 MHz, 297 K, solvent: DMSO-d₆

Assignment of the signals

C-Atom	Chemical shift	Comparison data ^[1]	Solvent-signals
2	156.4	156.3	38.7 - 40.4 (DMSO)
3	133.3	133.0	
4	177.5	177.5	
5	161.2	161.1	
6	98.7	98.7	
7	164.1	164.1	
8	93.7	93.6	
9	156.3	156.3	
10	104.1	104.1	
1'	121.0	121.0	
2"	130.9	130.7	
3"	115.1	115.0	
4"	160.0	159.8	
5"	115.1	115.0	
6"	130.9	130.7	
1"	101.0	101.4	
2"	74.3	74.2	
3"	76.5	76.5	
4"	70.0	70.1	
5"	77.5	77.2	
6"	60.9	61.0	

<p>PHYTOPLAN[®] Pflanzliche Wirkstoffe und Analytik</p>	PHYTOPLAN Diehm & Neuberger GmbH Im Neuenheimer Feld 519 D-69120 Heidelberg Tel.: 0 62 2140 13 47 Fax: 0 62 2143 76 64
---	--

Analytical Report to the Certificate of Analysis (CA) CA-No.: 1051/1
 Date: 31.07.2001
 Page: 11 of 15

Kaempferol-3-glucoside
 Batch No.: 0107202

IR
 KBr

K0107202 Res = 2 cm-1 10/23/90 23:56
 Kaempferol-3-glucosid Ch.-B.: 0107202

No	cm-1	%T	Intensity	No	cm-1	%T	Intensity
1	554.00	74.025	W	15	1246.00	67.923	M
2	584.00	72.624	W	16	1286.00	56.564	M
3	636.00	71.563	M	17	1353.00	52.707	S
4	657.00	72.603	W	18	1442.00	60.393	M
5	797.00	73.287	W	19	1466.00	69.857	M
6	837.00	76.953	W	20	1506.00	53.644	M
7	965.00	78.205	W	21	1558.00	59.498	M
8	993.00	68.545	M	22	1579.00	64.324	M
9	1017.00	54.019	M	23	1607.00	46.474	S
10	1066.00	49.720	S	24	1649.00	48.716	S
11	1091.00	66.601	M	25	2897.00	60.715	M
12	1112.00	67.983	M	26	2920.00	60.451	M
13	1181.00	43.075	S	27	3435.00	27.065	VS
14	1220.00	64.828	M	28	3524.00	34.486	S

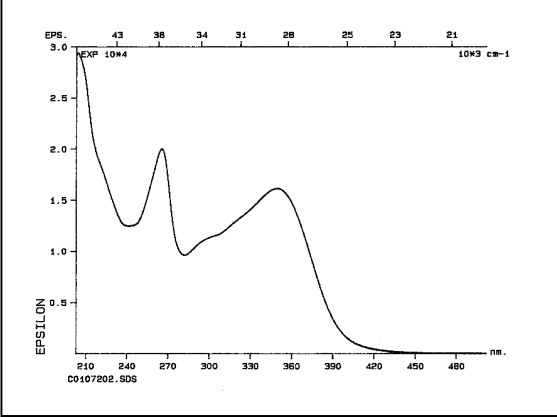
**Certificate of Analysis using the example of the reference substance
Kaempferol-3-glucoside, Art. 3242.RS**

<p>PHYTOPLAN® Pflanzliche Wirkstoffe und Analytik</p>	<p>PHYTOPLAN Dielm & Neuberger GmbH Im Neuenheimer Feld 519 D-69120 Heidelberg Tel.: 0 62 2140 13 47 Fax: 0 62 2143 76 64</p>
--	---

Analytical Report to the Certificate of Analysis (CA) CA-No.: 1051/1
 Date: 31.07.2001
 Batch No.: 0107202

Kaempferol-3-glucoside Page: 12 of 15

9. UV-VIS-Spectrum
 Solvent: Methanol (UVASOL, Merck)
 Conc.: 6.7×10^{-5} mol/l



Result

Maxima: λ_{max} [nm]	$\log \epsilon_{max}$	Minima: λ_{min} [nm]	$\log \epsilon_{min}$
349.38	4.21	282.17	3.99
265.52	4.31	240.55	4.10

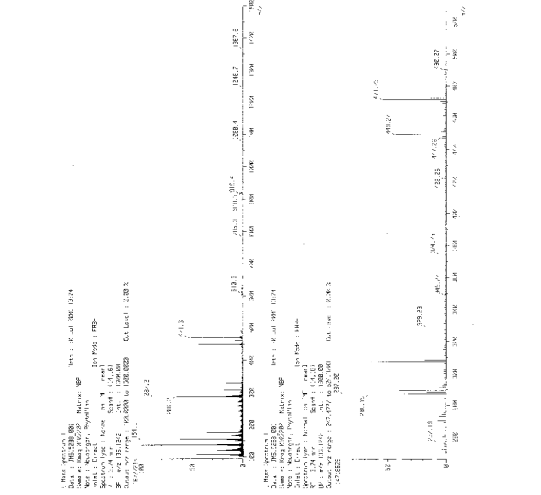
Data given in Ref.^[1]: λ_{max} [nm] $\log \epsilon$: 348.7 (4.20), 265.5 (4.35).

<p>PHYTOPLAN® Pflanzliche Wirkstoffe und Analytik</p>	<p>PHYTOPLAN Dielm & Neuberger GmbH Im Neuenheimer Feld 519 D-69120 Heidelberg Tel.: 0 62 2140 13 47 Fax: 0 62 2143 76 64</p>
--	---

Analytical Report to the Certificate of Analysis (CA) CA-No.: 1051/1
 Date: 31.07.2001
 Batch No.: 0107202

Kaempferol-3-glucoside Page: 13 of 15

10. FAB⁻-MASS Spectrum



Result

The measurement technic of the FAB⁻-MS mode leads to the molecule ions [M+H]⁺ and [M+Na]⁺. The peaks at m/z 449 (448+1) and m/z 471 (448+23) show the expected molecular mass (448) of Kaempferol-3-glucosid. Most other detected peaks derived from the NBA-matrix.

<p>PHYTOPLAN® Pflanzliche Wirkstoffe und Analytik</p>	<p>PHYTOPLAN Dielm & Neuberger GmbH Im Neuenheimer Feld 519 D-69120 Heidelberg Tel.: 0 62 2140 13 47 Fax: 0 62 2143 76 64</p>
--	---

Analytical Report to the Certificate of Analysis (CA) CA-No.: 1051/1
 Date: 31.07.2001
 Batch No.: 0107202

Kaempferol-3-glucoside Page: 14 of 15

11. Instrumentation

Determination	Apparatus
Melting Point	MEL-TEMP II apparatus, Laboratory Devices, USA
HPLC-Analysis	Pump: Shimadzu LC-10ADvp Detector (DAD): Shimadzu SPD-M10Avp Injector: Rheodyne 7725i, 10 μ l loop
¹ H-NMR-Spectrum	Bruker AM 300
¹³ C-NMR-Spectrum	Bruker AM 300
UV-VIS-Spectrum	Varian CARY 2300 Spectralphotometer
FT-IR-Spektrum	FT-IR-Spectrometer 1760X Perkin-Elmer
FAB ⁻ -MASS Spectrum	JEOL JMS-700

<p>PHYTOPLAN® Pflanzliche Wirkstoffe und Analytik</p>	<p>PHYTOPLAN Dielm & Neuberger GmbH Im Neuenheimer Feld 519 D-69120 Heidelberg Tel.: 0 62 2140 13 47 Fax: 0 62 2143 76 64</p>
--	---

Analytical Report to the Certificate of Analysis (CA) CA-No.: 1051/1
 Date: 31.07.2001
 Batch No.: 0107202

Kaempferol-3-glucoside Page: 15 of 15

12. References

- [1] T. Sekine et al., Chem. Pharm. Bull., **1993**, 41(6), 1185-87.
- [2] K. R. Markham, T. J. Mabry, Carbon-13 NMR Studies of Flavonoids-II, Tetrahedron, **1978**, 34, 1389-97.